

GOVERNMENT OF THE DISTRICT OF COLUMBIA

# Grandparent Caregivers Program and Close Relative Caregivers Program Annual Status Report 2020

Submitted to the Council of the District of Columbia  
February 28, 2021



## Child and Family Services Agency



WE ARE WASHINGTON  
GOVERNMENT OF THE  
DISTRICT OF COLUMBIA  
DC MURIEL BOWSER, MAYOR

**D.C. Child and Family Services Agency**

200 I Street SE, Washington, DC 20003 • (202) 442-6100 • [www.cfsa.dc.gov](http://www.cfsa.dc.gov) • <http://dc.mandatedreporter.org>  
[www.fosterdckids.org](http://www.fosterdckids.org) • Facebook/CFSADC • Twitter@DCCFSA

## Contents

### Grandparents Caregivers Program (GCP) and Close Relative Caregivers Program (CRCP)

---

	<u>Page</u>
<b>Chapter 1: GCP Introduction and Program Profile</b>	<b>4</b>
<b>Chapter 2: GCP Achievements</b>	<b>5</b>
Achieved Performance Indicator	5
Client Testimonials	5
<b>Chapter 3: GCP Report</b>	<b>6</b>
1. Applications Filed	6
2. Subsidies Awarded	6
3. Families Receiving the GCP Subsidy, TANF, and SSI	7
4. Denials Due to Ineligibility	7
5. Waitlisted Due to Lack of Appropriated Funding	7
5a. Subsidies Transferred to a Relative Caregiver	7
6. Estimated Eligible Caretakers and Estimated Grandparents Acting as Caregivers	7
6a. Demographics	8
7. Terminations and Aging-Out	10
8. Substantiated Instances of Fraud	10
9. Children Removed from Households while Receiving Subsidy	10
10. Recommendations for Program Improvement	10
<b>Chapter 4: GCP Population and Subsidy Overview</b>	<b>11</b>
<hr/>	
<b>Chapter 1: CRCP Introduction and Program Profile</b>	<b>13</b>
<b>Chapter 2: CRCP Achievements</b>	<b>14</b>
Achieved Performance Indicator	14
Client Testimonials	14
<b>Chapter 3: CRCP Report</b>	<b>15</b>
1. Applications Filed	15
2. Subsidies Awarded	15
3. Families Receiving the CRCP Subsidy, TANF, and SSI	16
4. Denials Due to Ineligibility	16
5. Waitlisted Due to Lack of Appropriated Funding	16
5a. Subsidies Transferred to a Relative Caregiver	16
6. Estimated Eligible Caretakers and Estimated Grandparents Acting as Caregivers	16
6a. Demographics	17
7. Terminations and Aging-Out	19
8. Substantiated Instances of Fraud	19
9. Children Removed from Households while Receiving Subsidy	19
10. Recommendations for Program Improvement	19
<b>Chapter 4: CRCP Population and Subsidy Overview</b>	<b>20</b>

GOVERNMENT OF THE DISTRICT OF COLUMBIA

# Grandparent Caregivers Program Annual Status Report 2020

Submitted to the Council of the District of Columbia  
February 28, 2021



## Child and Family Services Agency



WE ARE  
DISTRICT  
GOVERNMENT OF THE  
DISTRICT OF COLUMBIA  
DC MURIEL BOWSER, MAYOR

### D.C. Child and Family Services Agency

200 I Street SE, Washington, DC 20003 • (202) 442-6100 • [www.cfsa.dc.gov](http://www.cfsa.dc.gov) • <http://dc.mandatedreporter.org>  
[www.fosterdckids.org](http://www.fosterdckids.org) • Facebook/CFSADC • Twitter@DCCFSA

## Chapter 1: GCP Introduction and Program Profile

This is the 14<sup>th</sup> annual report for the Grandparent Caregivers Program (GCP), established by the District of Columbia under the Grandparent Caregivers Pilot Program Establishment Act of 2005 (D.C. Law 16–69; D.C. Official Code § 4–251.02 *et seq.*). The Fiscal Year 2010 Budget Support Act of 2009 transitioned the program from pilot status, creating a permanent Grandparent Caregivers Program. Since the program’s inception in March 2006, the DC Child and Family Services Agency (CFSA) serves as the program administrator. The Establishment Act requires that the annual report include recommendations for program improvement (page 10) and a specific set of statistics (page 11).

In 2015, CFSA proposed legislation that was passed for a subsidy to be transferred when a caregiver becomes unable to provide appropriate care to a child(ren) due to death or failing mental and/or physical health. Under the Grandparent Caregivers Program Relative Subsidy Transfer Amendment Act of 2015 (*D.C. Law 21–40; D.C. Official Code § 4–251.03a*), CFSA may transfer a subsidy to a relative caregiver that is not a grandparent or great aunt/uncle. This change allows children to remain safely in the care of relatives and mitigates their risk of entry into foster care.

### Program Profile

The GCP provides a monthly subsidy for eligible District residents raising their grandchildren, great-grandchildren, great nieces, or great nephews. Absent this subsidy, caregivers might lack the financial resources to care for the children in their care resulting in entry into the foster care system. In calendar year (CY) 2020, the program served 844 children, with a monthly average of 801 children (510 families) served.

Table 1: GCP Statistics			
	CY2018	CY2019	CY2020
Program funding (subsidy portion)	\$5.8M <sup>1</sup>	\$5.8M	\$5.8M <sup>2</sup>
New applications received (from families)	111	119	64
New subsidies awarded (to children)	129	98	33
Reapplications received (from existing families)	11	10	2
Reapplication subsidies awarded (to children)	15	14	0
Children receiving both GCP and Temporary Assistance for Needy Families (TANF) at End of Year	667	654	633
Total number of children who received subsidy in the calendar year	900	905	844
Denials due to ineligibility	10	5	2
Denials due to funding (applications on the waiting list at End of Year)	0	54 <sup>3</sup>	68 <sup>4</sup>
Subsidies transferred to new caregivers	1	2	0
Subsidies terminated by program or caregiver	101 <sup>5</sup>	82 <sup>6</sup>	59 <sup>7</sup>
Substantiated instances of fraud	0	0	0
Children removed from household while receiving subsidy	4 <sup>8</sup>	0	0
Monthly average of children (families) served	774 (506)	806 (516)	801 (510)

<sup>1</sup> Number of children/youth receiving a subsidy increased. In response, District Council approved an increase to the GCP subsidy budget for FY 2018. It aimed to increase family stability and child well-being.

<sup>2</sup> In FY 2020, an additional \$600k was added to the budget to enroll new families on the waitlist.

<sup>3</sup> Reflects number of families on waitlist at year’s end.

<sup>4</sup> Reflects number of families on waitlist at year’s end. This number includes those that both have and have not submitted applications.

<sup>5</sup> Reflects youth aging out, provider’s request to be removed, and providers who no longer qualified for the program.

<sup>6</sup> Reflects youth aging out, provider’s request to be removed, and providers who no longer qualified for the program.

<sup>7</sup> Reflects youth aging out, provider’s request to be removed, and providers who no longer qualified for the program.

<sup>8</sup> Reflects one family and four children who were removed in CY 2018 while receiving the subsidy. CFSA removed four children for substantiated abuse/neglect.



## Chapter 2: GCP Program Achievements

---

### Achieved Performance Indicator

In 2012, CFSA established a strategic agenda known as the Four Pillars. It is a bold, strategic agenda to improve outcomes for children, youth, and families at every step of their involvement with the District's child welfare agency. Each pillar highlights a values-based foundation, a set of evidence-based strategies, and a series of specific outcomes and targets. The Four Pillars include: (1) Narrowing the Front Door, (2) Temporary Safe Haven, (3) Well Being, and (4) Exit to Permanence.

The GCP is a valuable component of the Four Pillars strategy that provides families the support they need to prevent children from entering foster care as Table 2 illustrates.

Table 2: Families Assisted to Stay Together, Preventing Foster Care		
Performance Indicator	2020 Actual	2020 Target
Children receiving GCP services will be diverted from entering out of home placement	100%	95%

### Client Testimonials

The GCP has made a significant impact on the lives of many District families. Several program participants offered positive feedback this year expressing their gratitude for the program.

*"This program has allowed me to provide a safe and stable environment for my grandkids to live. The kids are happy and doing much better than before."*

Grandfather of three children

*"I am grateful for this program. The staff has really been a great resource and helped me and my family navigate available services. I do not know where I would be if I did not find out about this program."*

Grandmother of two children

During the novel coronavirus disease of 2019 ("COVID-19"), the six-month eligibility requirements were waived for the GCP and Close Relative Caregiver Program (CRCP) so that grandparents and close relative caregivers can have access to much needed services and financial assistance sooner. These changes will be pursued to make permanent at the end of the public health emergency.

In addition, the GCP assisted families on the waitlist with gift cards during the holiday season. It is the hope that the GCP continues to have a positive impact on families as we continue to navigate the public health emergency and its challenges.

## Chapter 3: GCP Report

### 1) Applications Filed<sup>9</sup>

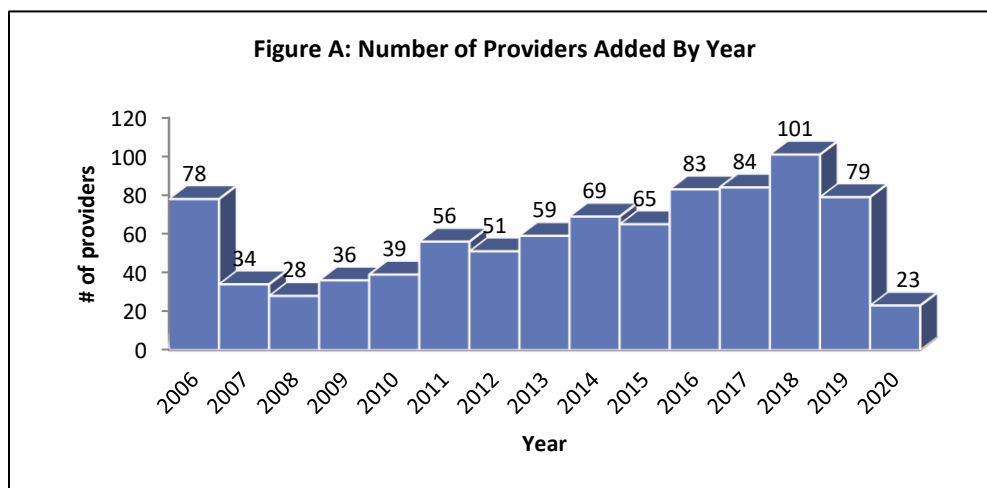
In 2020, the GCP received 64 new applications on behalf of 197 children. Of those, two of the 64 were existing GCP participants who applied to add four children to their subsidies, totaling 201 new children participants in 2020.

### 2) Subsidies Awarded

Of the 64 new applications<sup>10</sup> in 2020, CFSA approved 23<sup>11</sup>, resulting in 33 new children enrolled in the GCP in 2020.

A full subsidy payment (without offsets<sup>12</sup>) is \$24.79 per day for children younger than age 12 and \$27.92 per day for children older than 12. During 2020, a participant in the GCP could expect to receive an average daily rate of \$19.83 per child or an average 30-day month rate of \$594.90 per child. This is consistent with the 2012 average rates and up from the 2011 average daily rate of \$14.96 per child or an average 30-day month rate of \$448.80 per child.<sup>13</sup> The current average number of children per family participating in the program is two, and the average age of children currently in the program is 10.

Figure A illustrates that 23 new providers/caregivers began receiving the GCP subsidy in 2020. In addition, many of the new clients reported that their kin were either incarcerated or unfit to care for their child due to substance abuse and mental illness.



<sup>9</sup> Potential applicants can receive an application by calling the program directly or downloading the application from the CFSA website ([www.cfsa.dc.gov](http://www.cfsa.dc.gov)). CFSA has also provided application information to community partners so they can inform prospective caregivers about the program. Applications filed are not the equivalent to a completed and/or approved application.

<sup>10</sup> One application equals one family.

<sup>11</sup> Number approved were based on available funding.

<sup>12</sup> Caregivers not receiving other government subsidies for the child such as TANF and SSI benefits.

<sup>13</sup> The rate has remained the same since 2012.

### **3) Families Receiving the GCP Subsidy, TANF, and SSI**

Of the 844 children receiving a GCP subsidy in 2020, 633 (75%) also received Temporary Assistance for Needy Families (TANF). This percentage is consistent with the percentage in 2019. In addition, 42 children (5%) received Supplemental Security Income (SSI), which decreased by 1% from the previous year. Under the Grandparent Caregivers Pilot Program Establishment Act of 2005, the program offsets GCP subsidy amounts for these two groups of children by the amount they received in TANF or SSI. However, the 34 children (4%) who received Social Security survivor benefits from a deceased parent received a full GCP subsidy.

### **4) Denials Due to Ineligibility**

CFSA deemed only two applicants ineligible in 2020. One applicant was deemed ineligible due to exceeding program income requirements and the other applicant was deemed ineligible due to inability to verify the relationship between the prospective provider and child.

### **5) Waitlisted Due to Lack of Appropriated Funding**

The GCP has a fixed budget and serves applicants on a first come, first serve basis based on budget availability annually. CFSA could not process 68 applications due to lack of funding. Those applicants have been placed on a waitlist and advised to file an application when funds are available.

### **5a) Subsidies Transferred to a Relative Caregiver**

In 2020, CFSA did not transfer any subsidies.

### **6) Estimated Eligible Caretakers and Estimated Grandparents Acting as Caregivers**

According to the Annie E. Casey Foundation's Kids Count Data Center, in 2019, 7,000 District children younger than age 18 were living in grandparent-led households and an additional 9,000 were living in households led by a relative caregiver. Compared to children in non-relative care, they have more stability and are more likely to maintain connections with siblings, preserve their cultural heritage, and maintain community bonds.<sup>14</sup> The Kids Count Data Center does not report on how many of these 16,000 District children live in households that have incomes below 200% of the federal poverty level.

---

<sup>14</sup> "Time for Reform: Support Relatives in Providing Foster Care and Permanent Families for Children." Kids Are Waiting: Fix Foster Care Now and Generations United, Washington, DC. 2007 and Conway, Tiffany and Rutledge Q. Hudson. "Is Kinship Care Good for Kids?" Center for Law and Social Policy, Washington, DC. 2007.

## 6a) Demographics

Figure B shows families participating in the GCP have four primary caregiver types: grandmothers, grandfathers, great aunts, and great uncles. The majority of heads of household are grandmothers at 445 (89%). The total number across all caregivers is 501.

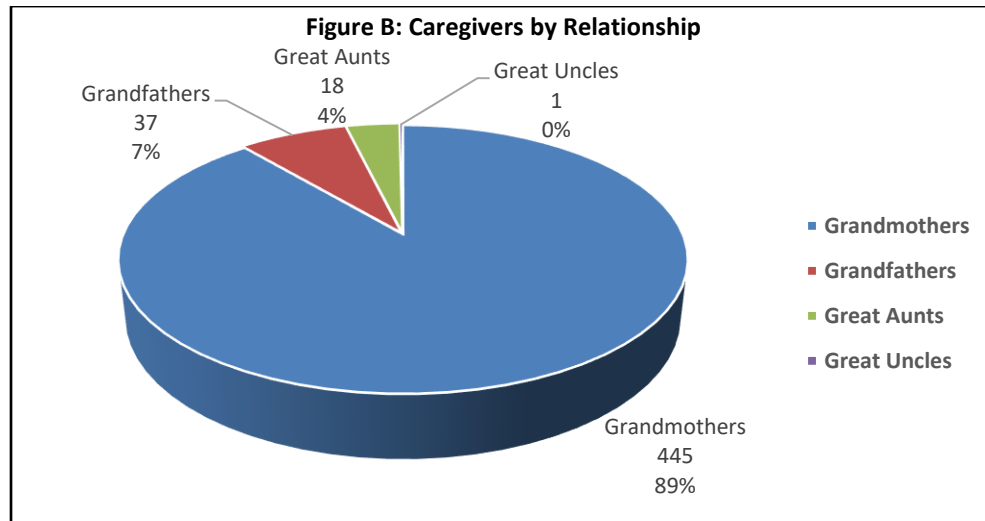


Figure C shows that currently, Wards 7 and 8 represent the largest percentage of families participating in the Grandparent Caregivers Program. Ward 7 is home to 176 families (35%) while Ward 8 has 213 families (43%). The total number of caregivers across all Wards is 501.

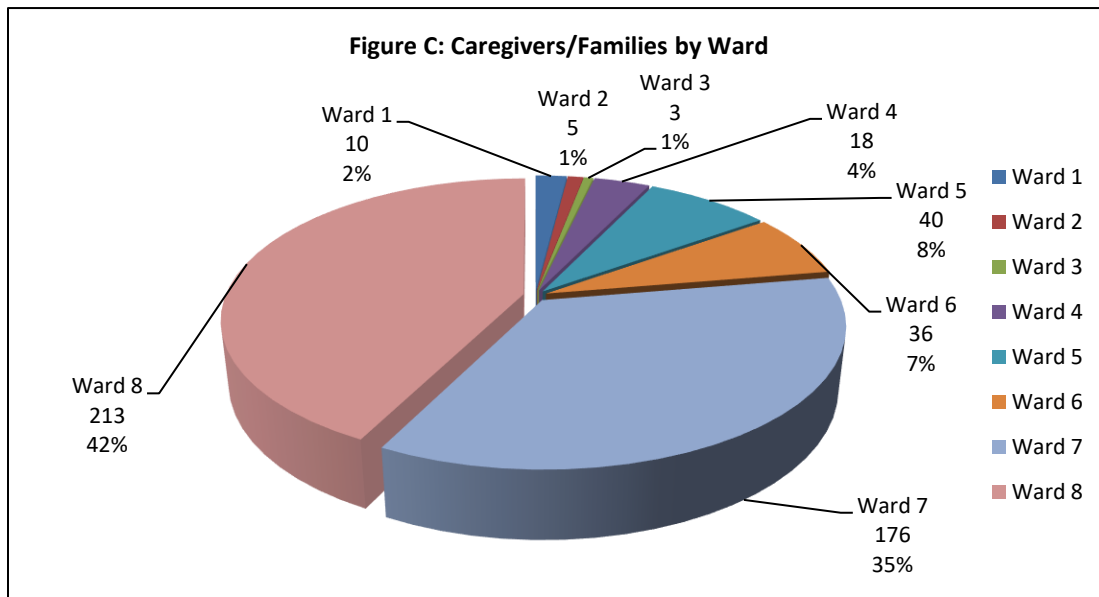
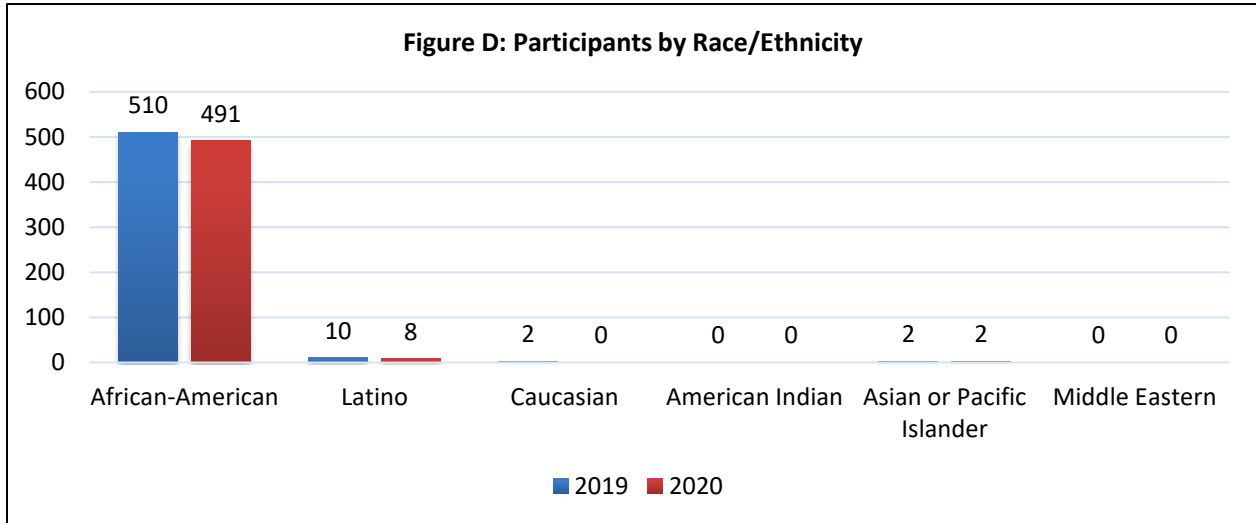
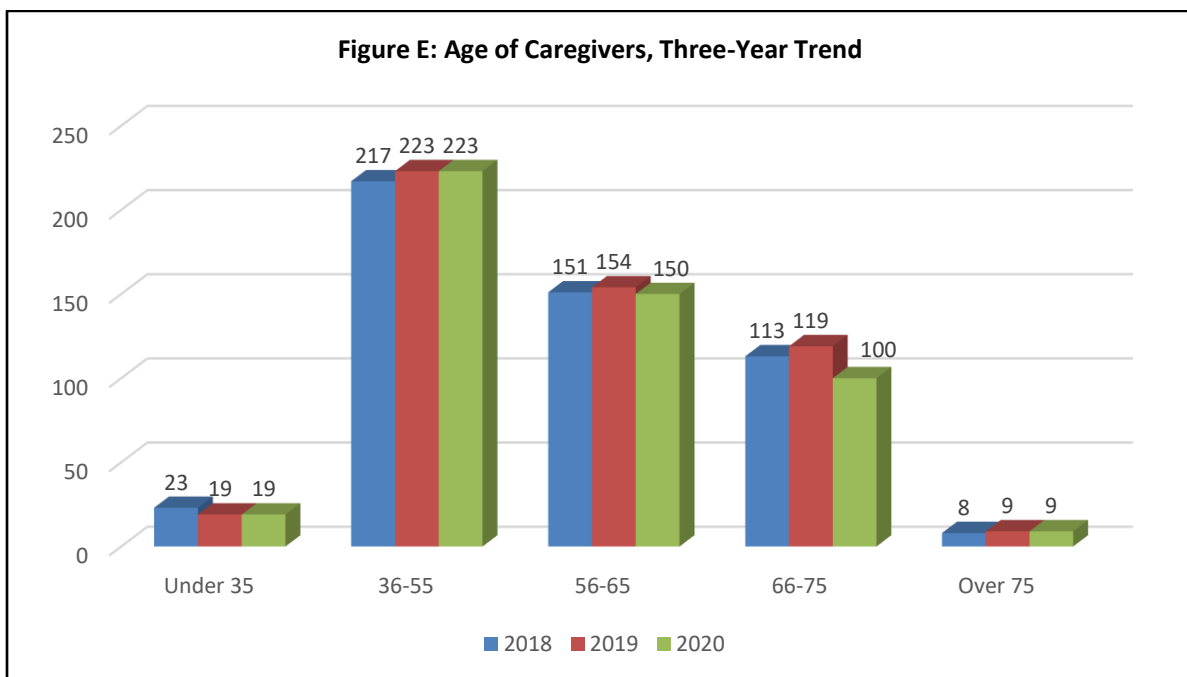




Figure D shows the majority of households in the Grandparent Caregivers Program are African-American families with a much smaller percentage of Latino and Caucasian families. The number of caregivers for both Latino and Caucasian families decreased by two from 2019.



Caregivers in the program vary significantly in age. Figure E shows that the majority of the caregivers are age 65 and under. Of the 501 caregivers, 242 (48%) are 55 years old and younger. The median age of caregivers in the Grandparent Caregivers Program for 2020 was 49. This was consistent with the median age range for 2019. This could be attributed to the steady rate of caregivers between ages 36-55 in 2020.



## **7) Terminations and Aging Out**

Termination statistics are based on individual children, as the circumstances of one child may change and result in termination without impacting other children in the household. Of the 59 children who exited the program during 2020, 52 exited due to reaching the age of 18. CFSA discontinued subsidies to the remaining seven children for one of the reasons listed below:

- Death of caregiver.<sup>15</sup> Another person assumed care and did not reside in the District.
- Caregiver failed to recertify.
- The caregiver's household income increased, exceeding eligibility requirements.
- Birth parent moved back into the home and the family did not qualify for an exception as outlined in the D.C. Code.

In 2020, no Fair Hearing appeal requests were submitted due to termination of a subsidy.

## **8) Substantiated Instances of Fraud**

In 2020, there were no instances of fraud.

## **9) Children Removed from Households while Receiving Subsidy**

In 2020, there were no children removed while receiving a subsidy.

## **10) Recommendations for Program Improvement**

The COVID-19 global pandemic and public health emergency changed our lives in fundamental ways that uniquely impact vulnerable populations. Since March 16, 2020, when Mayor Bowser issued the stay at home order, CFSA immediately geared up and altered the way we operate to ensure we can continue to provide the critical high-quality services that our children and families deserve. The GCP was no exception and the following program improvements were made to ensure continuity of service:

- Implemented an automated application process making it easier to complete on-line. Caregivers are able to submit required documentation and e-sign documents providing a contactless experience.
- Established, through the Kinship Navigator, a Kinship Programming Advisory Committee (KinPAC). GCP caregivers are members of this committee and through this forum they are able to share the needs of their community and provide suggestions and recommendations for improved services.
- Started a Program review to solicit feedback from community partners. The recommendations will be implemented in CY 2021.

---

<sup>15</sup>The death of the caregiver resulted in two children relocating out of the District to live with relatives.

## Chapter 4: GCP Population & Subsidy Overview

Table 3 includes various data points, such as the number of new applicants and children, the number of subsidy terminations, and the amount of subsidy paid monthly.

Statistics	Table 3: Grandparent Caregivers Monthly Data												
	Jan	Feb	Mar	Apr	May	June	July	Aug	Sept	Oct	Nov	Dec	2020 Totals
New Applications	10	9	4	2	3	5	4	10	4	5	4	4	64
New Applications (# of Children)	13	14	6	6	6	6	4	12	8	6	7	5	93
# of Approved Applications	6	4	10	3	0	0	0	0	0	0	0	0	23
# of Children Approved	10	8	11	4	0	0	0	0	0	0	0	0	33
# of Denied Applications	1	1	0	0	0	0	0	0	0	0	0	0	2
# of Terminations	1	1	0	0	1	0	2	0	0	0	1	1	7
# of Age-outs	3	4	3	7	3	7	1	3	0	4	10	7	52
# of Appeals	0	0	0	0	0	0	0	0	0	0	0	0	0
# Waitlisted Due To Funding	10	13	4	2	3	5	4	10	4	5	4	4	68
Average Processing Time	45 days	45 days	15 days	15 days	0 Days	0 days	0 days	0 days	0 days	0 days	0 days	0 days	30 days <sup>16</sup>
# of Providers Receiving Subsidy	513	519	517	512	507	509	509	509	507	507	505	501	510 <sup>17</sup>
# of Children Receiving Subsidy	798	811	806	809	801	809	803	803	799	799	793	785	801 <sup>18</sup>
Total Subsidy Amount Paid	\$498,566.12	\$473,048.09	\$502,789.74	\$484,121.96	\$498,037.51	\$490,877.31	\$500,606.79	\$501,800.18	\$481,198.89	\$496,264.07	\$480,096.55	\$488,196.39	\$5,895,603.60

The Grandparent Caregivers Program continues to provide support to families in order to avoid entering the foster care system. The majority of those caregivers who responded to the survey noted that they would not be able to care for their kin if it were not for the GCP subsidy. The increasing number of children and caregivers demonstrate this program is a safeguarding tool that prevents entry into the child welfare system by building family and community resiliency.

<sup>16</sup> Total is based on a 4 month average.

<sup>17</sup> Numbers based on a 12 month average.

<sup>18</sup> Numbers based on a 12 month average.

GOVERNMENT OF THE DISTRICT OF COLUMBIA

# Close Relative Caregivers Program Annual Status Report 2020

Submitted to the Council of the District of Columbia  
February 28, 2021



## Child and Family Services Agency



WE ARE  
DISTRICT OF COLUMBIA  
GOVERNMENT OF THE  
DISTRICT OF COLUMBIA  
MURIEL BOWSER, MAYOR

### D.C. Child and Family Services Agency

200 I Street SE, Washington, DC 20003 • (202) 442-6100 • [www.cfsa.dc.gov](http://www.cfsa.dc.gov) • <http://dc.mandatedreporter.org>  
[www.fosterdckids.org](http://www.fosterdckids.org) • Facebook/CFSADC • Twitter@DCCFSA

## Chapter 1: CRCP Introduction and Program Profile

This is the first annual report for the Close Relative Caregivers Program (CRCP), established by the District of Columbia under the Close Relative Caregivers Pilot Program Establishment Act of 2019 (D.C. Law 23-0032; D.C. Official Code § 4-251.22 et seq.). This subsidy program was created to address the growing needs of relative caregivers that do not meet the eligibility requirement for the Grandparent Caregivers Program<sup>19</sup>. Since the program's inception in October 2019, the DC Child and Family Services Agency (CFSA) serves as program administrator. The Establishment Act requires that the annual report include recommendations for program improvement (page 19) and a specific set of statistics (page 20).

In 2015, CFSA proposed legislation that was passed for a subsidy to be transferred when a caregiver becomes unable to provide appropriate care to a child(ren) due to death or failing mental and/or physical health. Under the Grandparent Caregivers Program Relative Subsidy Transfer Amendment Act of 2015 (*D.C. Law 21-40; D.C. Official Code § 4-251.03a*), CFSA may transfer a subsidy to a relative caregiver that is not a grandparent or great aunt/uncle. This change allows children to remain safely in the care of relatives and mitigates their risk of entering foster care.

### Program Profile

The CRCP provides a monthly subsidy for eligible District residents raising their brother, sister, nephew, niece, or cousin. Absent this subsidy, caregivers might lack the financial resources to care for the children in their care resulting in putting the child at risk of entering the foster care system. In calendar year (CY) 2020, the program served 28 children, with a monthly average of 16 children (23 families) served.

Table 4: CRCP Statistics	CY2020
Program funding (subsidy portion)	\$394,408
New applications received (from families)	16
New subsidies awarded (to children)	11
Reapplications received (from existing families)	0
Reapplication subsidies awarded (to children)	0
Children receiving both GCP and Temporary Assistance for Needy Families (TANF) at End of Year	22
Total number of children who received subsidy in the calendar year	28
Denials due to ineligibility	2
Denials due to funding (applications on the waiting list at End of Year)	0 <sup>20</sup>
Subsidies transferred to caregivers	0
Subsidies terminated by program or caregiver	4 <sup>21</sup>
Substantiated instances of fraud	0
Children removed from household while receiving subsidy	0
Monthly average of children (families) served	16 (23)

<sup>19</sup> Established by the Grandparent Caregivers Pilot Program Establishment Act of 2005 (D.C. law 16-69; D.C. Official Code § 4-251.02 et seq.)

<sup>20</sup> Reflects number of families on waitlist at year's end.

<sup>21</sup> Reflects youth aging out, provider's request to be removed, and providers who no longer qualified for the program.

## Chapter 2: CRCP Achievements

---

### Achieved Performance Indicator

The CRCP is also a valuable component of the Four Pillars strategy that provides families the support they need to prevent children from entering foster care as Table 5 illustrates.

Table 5: Families Assisted to Stay Together, Preventing Foster Care		
Performance Indicator	2020 Actual	2020 Target
Children receiving CRCP services will be diverted from entering out of home placement	100%	95%

### Client Testimonials

The CRCP has made a significant impact in the lives of many District families. Several program participants offered positive feedback this year expressing their gratitude for the program.

*“Happy Monday! T. and I just wanted to thank you again for everything. She took her final payment for the program and invested in starting her own business.” Please note, this child aged out of the program.*  
Caregiver of one child

*“First of all, I would like to say this is an excellent program. It has helped me and my little cousin in many ways. I love the way they interact with their clients. They always make us feel like family. It’s a great big deal when you’re raising someone else’s child or children and you really need the help and don’t know where to go or what to do myself. My family is grateful that we have a program like this to help us out with raising our love one, this Program is truly appreciated and a very big blessing. It really needs to stay around for many years to come. Thank you.”*  
Caregiver of one child

During the novel coronavirus disease of 2019 (“COVID-19”), the six-month eligibility requirements were waived for the CRCP and GCP so that the close relative caregivers and grandparents can have access to much needed services and financial assistance sooner. These changes will be pursued to make permanent at the end of the public health emergency.

In addition, the CRCP assisted families with gift cards during the holiday season. It is the hope that the CRCP continues to have a positive impact on families as we continue to navigate the public health emergency and its challenges.



## Chapter 3: CRCP Report

---

### 1) Applications Filed<sup>22</sup>

In 2020, the CRCP received 16 new applications on behalf of 19 children.

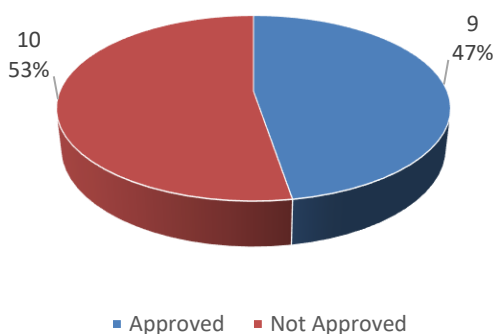
### 2) Subsidies Awarded

Of the 19 new applications<sup>23</sup> in 2020, CFSA approved 9<sup>24</sup>, resulting in 11 new children enrolled in CRCP in 2020.

A full subsidy payment (without offsets<sup>25</sup>) is \$24.79 per day for children younger than age 12 and \$27.92 per day for children older than 12. During 2020, a participant in the CRCP could expect to receive an average daily rate of \$16.85 per child or an average 30-day month rate of \$505.43 per child. The current average number of children per family participating in the program is two, and the average age of children currently in the program is 14.

Figure A illustrates that nine new providers/caregivers began receiving the CRCP subsidy in 2020. In addition, many of the new clients reported that their kin were either incarcerated or unfit to care for their child due to substance abuse and mental illness.

Figure A: Number of New Providers Added in CY2020



---

<sup>22</sup> Potential applicants can receive an application by calling the program directly or downloading the application from the CFSA website ([www.cfsa.dc.gov](http://www.cfsa.dc.gov)). CFSA has also provided application information to community partners so they can inform prospective caregivers about the program. Applications filed are not the equivalent to a completed and/or approved application.

<sup>23</sup> One application equals one family.

<sup>24</sup> Number approved were based on available funding. Additional applicants were deemed eligible.

<sup>25</sup>Caregivers not receiving other government subsidies for the child such as TANF and SSI benefits.

### **3) Families Receiving the CRCP Subsidy, TANF, and SSI**

Of the 28 children receiving a CRCP subsidy in 2020, 22 (79%) also received Temporary Assistance for Needy Families (TANF). In addition, four children (14%) received Supplemental Security Income (SSI). Under the Closer Relative Caregivers Pilot Program Establishment Act of 2019, the program offsets CRCP subsidy amounts for these two groups of children by the amount they received in TANF or SSI.

### **4) Denials Due to Ineligibility**

CFSA deemed only five applications ineligible in 2020. Three applicants were deemed ineligible due to exceeding program income requirements. One applicant was deemed ineligible due to inability to verify the relationship between the prospective provider and child. And one applicant, the child's parent residing in the home.

### **5) Waitlisted Due to Lack of Appropriated Funding**

In 2020, CFSA had no waitlist due to lack of funding.

### **5a) Subsidies Transferred to a Relative Caregiver**

In 2020, CFSA did not transfer any subsidies.

### **6) Estimated Eligible Caretakers and Estimated Grandparents Acting as Caregivers**

According to the Annie E. Casey Foundation's Kids Count Data Center, in 2019, 10,000 District children younger than age 18 were living in households led by a relative caregiver and an additional 3,000 were living in grandparent-led households. Compared to children in non-relative care, they have more stability and are more likely to maintain connections with siblings, preserve their cultural heritage, and maintain community bonds.<sup>26</sup> The Kids Count Data Center does not report on how many of these 16,000 District children live in households that have incomes below 200% of the federal poverty level.

---

<sup>26</sup> "Time for Reform: Support Relatives in Providing Foster Care and Permanent Families for Children." Kids Are Waiting: Fix Foster Care Now and Generations United, Washington, DC. 2007 and Conway, Tiffany and Rutledge Q. Hudson. "Is Kinship Care Good for Kids?" Center for Law and Social Policy, Washington, DC. 2007.

## 6a) Demographics

Figure B shows families participating in the CRCP have four primary caregiver types: sibling, aunt, uncle and cousin. The majority of heads of household are siblings at eight (42%) of the total 19 caregivers.

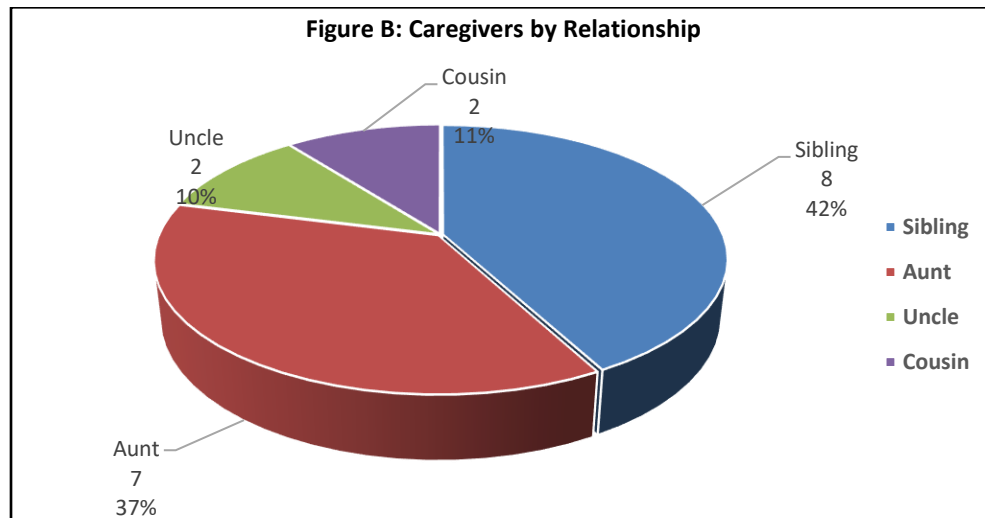


Figure C shows that currently, Wards 7 and 8 represent the largest percentage of families participating in the CRCP. Ward 7 is home to seven families (29%) while Ward 8 has 10 families (42%). The total number of caregivers across all Wards is 19.

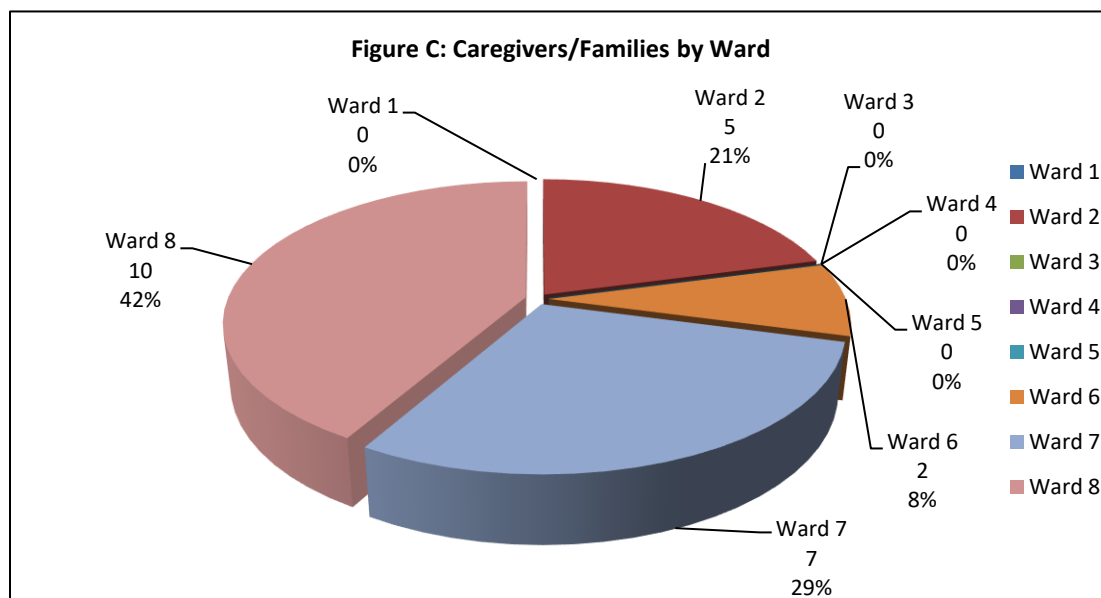
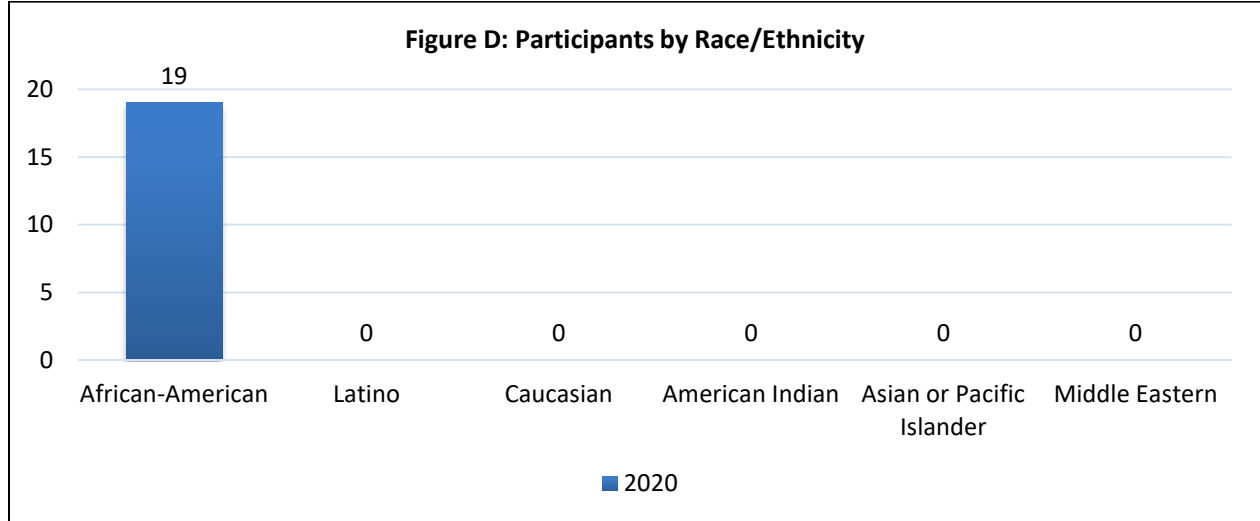
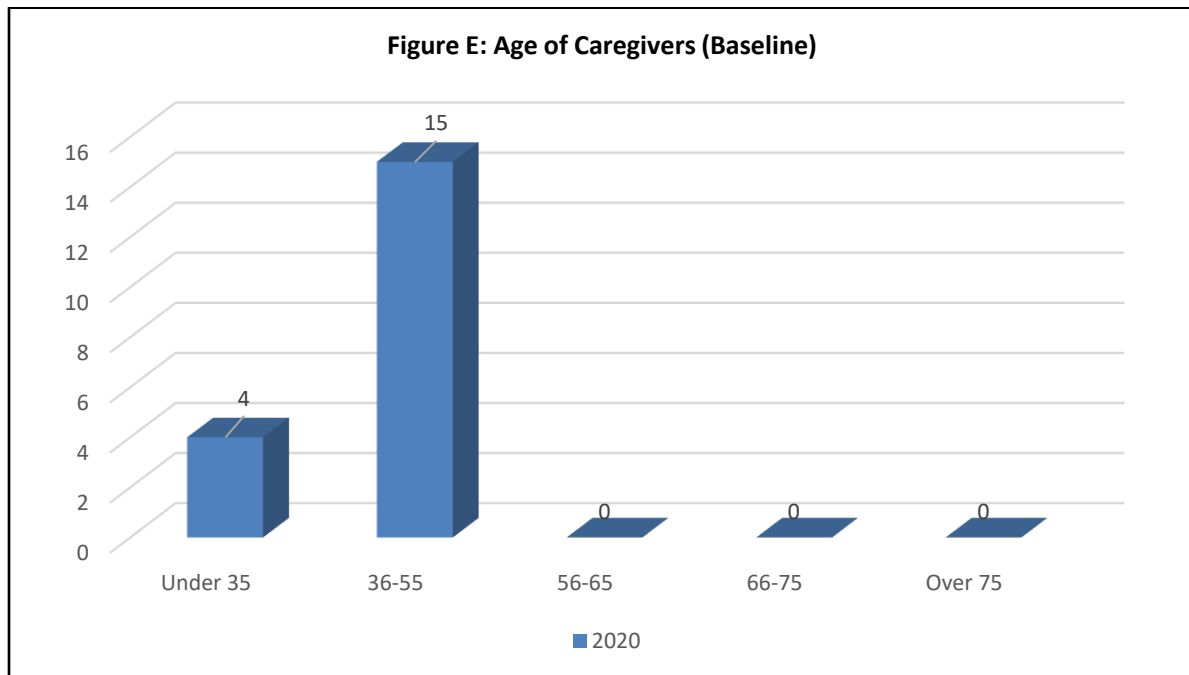


Figure D shows that all households in the CRCP are African-American families.



Caregivers in the program vary significantly in age. Figure E shows the majority of the caregivers are age 55 and under. A total of 79% of caregivers are ages 36-55 years old and younger. The median age of caregivers in the CRCP for 2020 was 37.



## **7) Terminations and Aging Out**

Termination statistics are based on individual children, as the circumstances of one child may change and result in termination without impacting other children in the household. Four children exited the CRCP in 2020. Of the four children, two exited due to reaching age 18. CFSA discontinued subsidies to the remaining two children because the biological parent regained custody.

In 2020, no Fair Hearing appeal requests were submitted due to termination of a subsidy.

## **8) Substantiated Instances of Fraud**

In 2020, there were no instances of fraud.

## **9) Children Removed from Households while Receiving Subsidy**

In 2020, there were no children removed while receiving subsidy.

## **10) Recommendations for Program Improvement**

- CRCP implemented an automated application process making it easier to complete an application on-line. Caregivers are able to submit required documentation and e-sign documents providing a contactless experience.
- Through the Kinship Navigator Program, we established a Kinship Program Advisory Committee (KinPAC). We have yet to identify a CRCP caregiver to participate on this committee. We will continue to promote participation in CY 2021.
- We are currently performing a Program Review and soliciting feedback from community partners. The recommendations received will be implemented in CY 2021.

## Chapter 8: CRCP Population & Subsidy Overview

Table 6 includes various data points, such as the number of new applicants and children, the number of subsidy terminations, and the amount of subsidy paid monthly.

Statistics	Table 6: Close Relative Caregivers Monthly Data												
	Jan	Feb	Mar	Apr	May	June	July	Aug	Sept	Oct	Nov	Dec	2020 Totals
New Applications	0	0	1	3	2	1	1	1	2	0	2	3	16
New Applications (# of Children)	0	0	1	6	2	1	1	1	2	0	2	3	19
# of Approved Applications	2	0	1	0	1	0	1	1	1	1	0	1	9
# of Children Approved	4	0	1	0	1	0	1	1	1	1	0	1	11
# of Denied Applications	1	0	0	3	1	0	0	0	0	0	0	0	5
# of Terminations	0	0	0	2	0	0	0	0	0	0	0	0	2
# of Age-outs	0	0	0	0	0	0	2	0	0	0	0	0	2
# of Appeals	0	0	0	0	0	0	0	0	0	0	0	0	0
# Waitlisted Due To Funding	0	0	0	0	0	0	0	0	0	0	0	0	0
Average Processing Time	15-25 days	15-25 days	15-25 days	30 days	30 days	30 days	30 days	30 days	30 days	30 days	30 days	0	30 days <sup>27</sup>
# of Providers Receiving Subsidy	13	14	15	14	15	15	15	16	17	18	18	19	16 <sup>28</sup>
# of Children Receiving Subsidy	22	22	23	22	23	23	21	22	23	24	24	25	23 <sup>29</sup>
Total Subsidy Amount Paid	\$15,427.58	\$15,359.98	\$15,655.80	14,892.90	\$15,389.33	\$14,892.90	14,425.41	\$15,221.81	\$15,242.71	\$16,625.37	\$16,691.28	\$17,051.86	\$186,876.93

The CRCP continues to provide support to families in order to avoid entering the foster care system. The increasing number of children and caregivers demonstrate this program is a part of the District's safety net that prevents entry into the child welfare system by building family and community resiliency.

<sup>27</sup> Total is based on a 4 month average.

<sup>28</sup> Numbers based on a 12 month average.

<sup>29</sup> Numbers based on a 12 month average.