



WE ARE WASHINGTON  
GOVERNMENT OF THE DISTRICT OF COLUMBIA  
DC MURIEL BOWSER, MAYOR

DC Child and Family Services Agency  
**Grandparent Caregivers Program  
and Close Relative Caregivers Program**  
**Annual Status Report 2022**

Submitted to the Council of the District of Columbia  
February 28, 2023



DC Child and Family Services Agency  
200 I Street SE, Washington, DC 20003 • (202) 442-6100  
[www.cfsa.dc.gov](http://www.cfsa.dc.gov) • [www.fosterdckids.org](http://www.fosterdckids.org) • [www.kinshipdc.org](http://www.kinshipdc.org)

## Contents

### Grandparent Caregivers Program (GCP) and Close Relative Caregivers Program (CRCP)

---

	<u>Page</u>
<b>Chapter 1: GCP Introduction and Program Profile</b>	<b>4</b>
<b>Chapter 2: GCP Achievements</b>	<b>5</b>
Achieved Performance Indicator	5
Client Testimonial	5
<b>Chapter 3: GCP Report</b>	<b>6</b>
1. Applications Filed	6
2. Subsidies Awarded	6
3. Families Receiving the GCP Subsidy, TANF, and SSI	7
4. Denials Due to Ineligibility	7
5. Waitlisted Due to Lack of Appropriated Funding	7
5a. Subsidies Transferred to a Relative Caregiver	7
6. Estimated Eligible Caretakers and Estimated Grandparents Acting as Caregivers	7
6a. Demographics	8
7. Terminations and Aging-Out	10
8. Substantiated Instances of Fraud	10
9. Children Removed from Households while Receiving Subsidy	10
10. Recommendations for Program Improvement	10
<b>Chapter 4: GCP Population and Subsidy Overview</b>	<b>12</b>
<hr/>	
<b>Chapter 5: CRCP Introduction and Program Profile</b>	<b>14</b>
<b>Chapter 6: CRCP Achievements</b>	<b>15</b>
Achieved Performance Indicator	15
Client Testimonial	15
<b>Chapter 7: CRCP Report</b>	<b>16</b>
1. Applications Filed	16
2. Subsidies Awarded	16
3. Families Receiving the CRCP Subsidy, TANF, and SSI	17
4. Denials Due to Ineligibility	17
5. Waitlisted Due to Lack of Appropriated Funding	17
5a. Subsidies Transferred to a Relative Caregiver	17
6. Estimated Eligible Caretakers and Estimated Grandparents Acting as Caregivers	17
6a. Demographics	17
7. Terminations and Aging-Out	20
8. Substantiated Instances of Fraud	20
9. Children Removed from Households while Receiving Subsidy	20
10. Recommendations for Program Improvement	20
<b>Chapter 8: CRCP Population and Subsidy Overview</b>	<b>21</b>



WE ARE WASHINGTON  
GOVERNMENT OF THE DISTRICT OF COLUMBIA  
DC MURIEL BOWSER, MAYOR



# Grandparent Caregivers Program Annual Status Report 2022

February 28, 2023

DC Child and Family Services Agency  
200 I Street SE, Washington, DC 20003 • (202) 442-6100  
[www.cfsa.dc.gov](http://www.cfsa.dc.gov) • [www.fosterdckids.org](http://www.fosterdckids.org) • [www.kinshipdc.org](http://www.kinshipdc.org)

## Chapter 1: GCP Introduction and Program Profile

This is the 16<sup>th</sup> annual report for the Grandparent Caregivers Program (GCP), established by the District of Columbia under the Grandparent Caregivers Pilot Program Establishment Act of 2005 (D.C. Law 16–69; D.C. Official Code § 4–251.02 *et seq.*). The Fiscal Year 2010 Budget Support Act of 2009 transitioned the program from pilot status, creating a permanent Grandparent Caregivers Program. Since the program’s inception in March 2006, the D.C. Child and Family Services Agency (CFSA) has served as the program administrator. The Establishment Act requires that the annual report include recommendations for program improvement (page 10) and statistics covering annual data and information from the program (page 11).

In 2015, CFSA drafted legislation to create a subsidy for caregivers whose ability to provide care to children is compromised by failing mental and/or physical health, or a death in the family. Under the Grandparent Caregivers Program Relative Subsidy Transfer Amendment Act of 2015 (D.C. Law 21–40; D.C. Official Code § 4–251.03a), CFSA may transfer a subsidy to a relative caregiver who is not a grandparent or great aunt or uncle. This change allows children to remain safely in the care of relatives and mitigates their risk of entry into foster care.

### Program Profile

The GCP provides a monthly subsidy for eligible caregivers raising their grandchildren, great-grandchildren, great nieces, or great nephews. Absent this subsidy, caregivers are at risk of lacking the financial resources to care for the children in their care, and the likelihood of the children needing to enter the foster care system would be significantly increased as a result. For families whose income is limited, this subsidy has been an essential supplement that empowers them to provide basic needs. In calendar year (CY) 2022, the Grandparent Caregivers Program served 801 children, with a monthly average of 747 children (484 families) served.

	CY2020	CY2021	CY2022
Program funding (subsidy portion)	\$5.8M <sup>1</sup>	\$6.6M <sup>2</sup>	\$6.5M
New applications received (from families)	64	42	81
New subsidies awarded (to children)	33	62	59
Reapplications received <sup>3</sup>	2	2	4
Reapplication subsidies awarded (to children)	0	3	6
Children receiving both GCP and Temporary Assistance for Needy Families (TANF) at End of Year	633	612	577
Total number of children who received subsidy in the calendar year	844	843	801
Denials due to ineligibility	2	2	11
Denials due to funding (applications on the waiting list at End of Year)	68 <sup>4</sup>	0	0
Subsidies transferred to new caregivers	0	0	0
Subsidies terminated by program or caregiver	59 <sup>5</sup>	81 <sup>6</sup>	91 <sup>7</sup>
Substantiated instances of fraud	0	0	0
Children removed from household while receiving subsidy	0	0	0
Monthly average of children (families) served	801 (510)	769 (491)	747 (484)

<sup>1</sup> In FY 2020, an additional \$600k was added to the budget to enroll new families on the waitlist.

<sup>2</sup> In FY 2021, an additional \$800k was added to the budget to enroll new families on the waitlist.

<sup>3</sup> These families were terminated from the program, but later were re-enrolled into the program.

<sup>4</sup> Reflects number of families on waitlist at year’s end. This number includes those that both have and have not submitted applications.

<sup>5</sup> Reflects youth aging out, provider’s request to be removed, and providers who no longer qualified for the program.

<sup>6</sup> Reflects youth aging out, provider’s request to be removed, and providers who no longer qualified for the program.

<sup>7</sup> Reflects youth aging out, provider’s request to be removed, and providers who no longer qualified for the program.

## Chapter 2: GCP Program Achievements

---

### Achieved Performance Indicator

In 2012, CFSA established a strategic agenda known as the Four Pillars<sup>8</sup>. It is a bold, strategic agenda to improve outcomes for children, youth, and families at every step of their involvement with the District's child welfare agency. Each pillar highlights a values-based foundation, a set of evidence-based strategies, and a series of specific outcomes and targets. The Four Pillars include: (1) Narrowing the Front Door, (2) Temporary Safe Haven, (3) Well Being, and (4) Exit to Permanence.

The GCP is a valuable component of the Four Pillars strategy as it fits pillar one in narrowing the front door. This is done by providing families the financial support they need to prevent children from entering foster care, as Table 2 illustrates.

Performance Indicator	2022 Target	2022 Actual
Children receiving GCP services will not enter out of home placement.	95%	100%

### Client Testimonial

The GCP has made a significant impact on the lives of many District families. Several program participants offered positive feedback this year expressing their gratitude for the program. Below is one testimonial on the importance of the program:

*“When I first heard about the program, I had just gotten custody of six of my grandchildren. At that time, I had limited money to support all six of the children. When I contacted the program to get more information, they ask if there was anything I needed right at that time. They provided gift cards so that I could get clothes and food for my grandchildren. After I started getting the subsidy, they made sure to stay in contact to make sure I had everything I needed. I am really grateful.”*

- Grandmother of six children

---

<sup>8</sup> **Front Door:** Children deserve to grow up with their families and should be removed from their birth homes only as the last resort. Child welfare gets involved only when families cannot or will not take care of children themselves. When we must remove a child for safety, we seek to place with relatives first.

**Temporary Safe Haven:** Foster care is a good interim place for children to live while we work to get them back to a permanent home as quickly as possible. Planning for a safe exit begins as soon as a child enters the system.

**Well Being:** Every child has a right to a nurturing environment that supports healthy growth and development, good physical and mental health, and academic achievement. Institutions don't make good parents. But when we must bring children into care for their safety, we give them excellent support.

**Exit to Permanence:** Every child and youth exits foster care as quickly as possible for a safe, well-supported family environment or life-long connection. Older youth have the skills they need to succeed as adults.

## Chapter 3: GCP Report

### 1) Applications Filed<sup>9</sup>

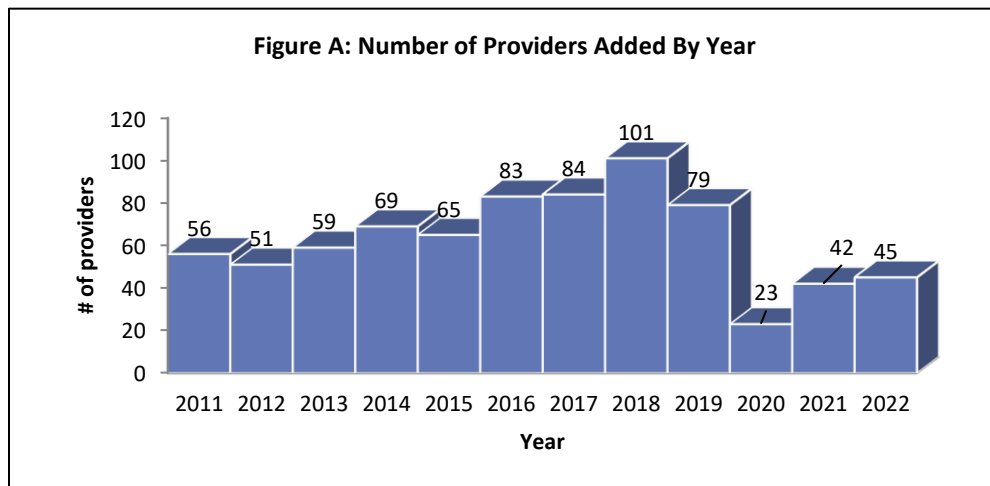
In CY 2022, the GCP received 81 new applications on behalf of 101 children. Of the 81 applications, four were reapplications on behalf of six children.

### 2) Subsidies Awarded

CFSA approved 45 new applications in CY 2022, resulting in 59 new children enrolled in the GCP.<sup>10</sup>

A full subsidy payment (without offsets) is \$24.79 per day for children younger than age 12, and \$27.92 per day for children older than 12.<sup>11</sup> During CY 2022, a participant in the GCP could expect to receive an average daily rate of \$20.03 per child, or an average 30-day month rate of \$610 per child. This is consistent with the 2012 average rates and up from the 2011 average daily rate of \$14.96 per child, or an average 30-day month rate of \$448.80 per child.<sup>12</sup> The current average number of children per family participating in the program is two, and the average age of children currently in the program is 10.

Figure A illustrates that 45 new providers/caregivers began receiving the GCP subsidy in CY 2022. The most reported reason for enrollment was that kin were either incarcerated, or unfit to care for their child due to addiction and/or mental illness.



<sup>9</sup> Potential applicants can receive an application by calling the program directly or downloading the application from the CFSA website ([www.cfsa.dc.gov](http://www.cfsa.dc.gov)). CFSA has also provided application information to community partners so they can inform prospective caregivers about the program. Applications filed are not the equivalent to a completed and/or approved application.

<sup>10</sup> Number approved was based on available funding.

<sup>11</sup> Caregivers not receiving other government subsidies for the child such as TANF and SSI benefits.

<sup>12</sup> The rate has remained the same since 2012.

### **3) Families Receiving the GCP Subsidy, TANF, and SSI**

Of the 801 children receiving a GCP subsidy in CY 2022, 577 (72%) also received Temporary Assistance for Needy Families (TANF). This percentage decreased by 1% compared to CY 2021. In addition, 29 children (4%) received Supplemental Security Income (SSI), which is consistent from the previous year. Under the Grandparent Caregivers Pilot Program Establishment Act of 2005, the program offsets GCP subsidy amounts for these two groups of children by the amount they received in TANF or SSI. There were 25 children (3%) in the GCP who received Social Security survivor benefits via their deceased parent with no offset to the benefits received through the GCP.

### **4) Denials Due to Ineligibility**

In CY2022, 11 applicants were deemed ineligible due to exceeding program income requirements.

### **5) Waitlisted Due to Lack of Appropriated Funding**

The GCP has a fixed budget and serves applicants on a first come, first serve basis based on budget availability annually. CFSA did not have any potential recipients waitlisted in CY 2022.

### **5a) Subsidies Transferred to a Relative Caregiver**

In CY2022, CFSA did not transfer any subsidies to a relative caregiver.

### **6) Estimated Eligible Caretakers and Estimated Grandparents Acting as Caregivers**

According to the Annie E. Casey Foundation's Kids Count Data Center, in 2021, 5,000 District children younger than age 18 were living in grandparent-led households and an additional 10,000 were living in households led by a relative caregiver. Studies show that children in relative care have more stability and are more likely to maintain connections with siblings, preserve their cultural heritage, and maintain community bonds when compared to children in non-relative care.<sup>13</sup> The Kids Count Data Center reports 41,000 District children live in households that have incomes below 200% of the federal poverty level.

---

<sup>13</sup> "Time for Reform: Support Relatives in Providing Foster Care and Permanent Families for Children." Kids Are Waiting: Fix Foster Care Now and Generations United, Washington, DC. 2007 and Conway, Tiffany and Rutledge Q. Hudson. "Is Kinship Care Good for Kids?" Center for Law and Social Policy, Washington, DC. 2007.

## 6a) Demographics

Figure B shows families participating in the GCP have four primary caregiver types: grandmothers, grandfathers, great aunts, and great uncles. The majority of GCP households are headed by grandmothers, comprising 431 (89%) out of a total of 484 caregivers.

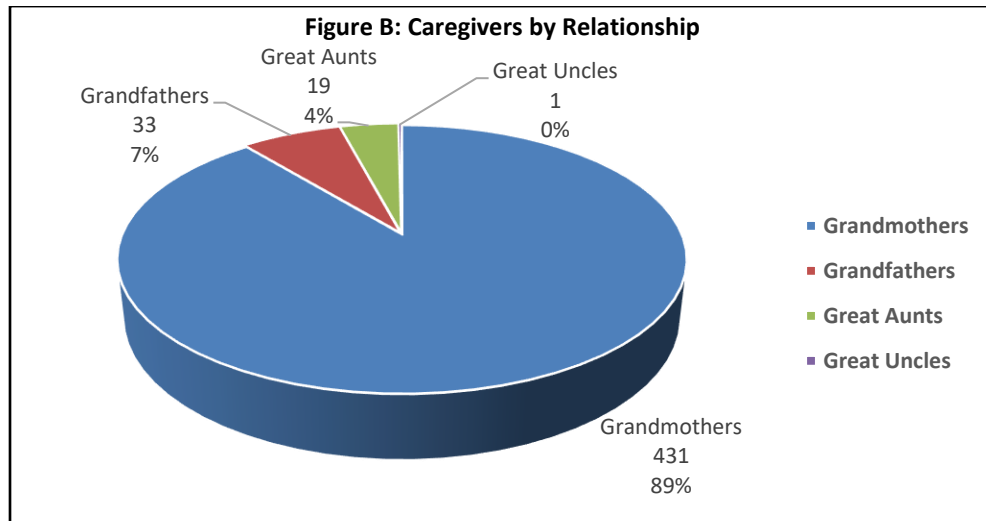


Figure C shows that currently, Wards 7 and 8 represent the largest percentage of families participating in the GCP. Ward 7 is home to 173 families (36%), while Ward 8 has 200 families (41%). The total number of caregivers across all Wards is 484.

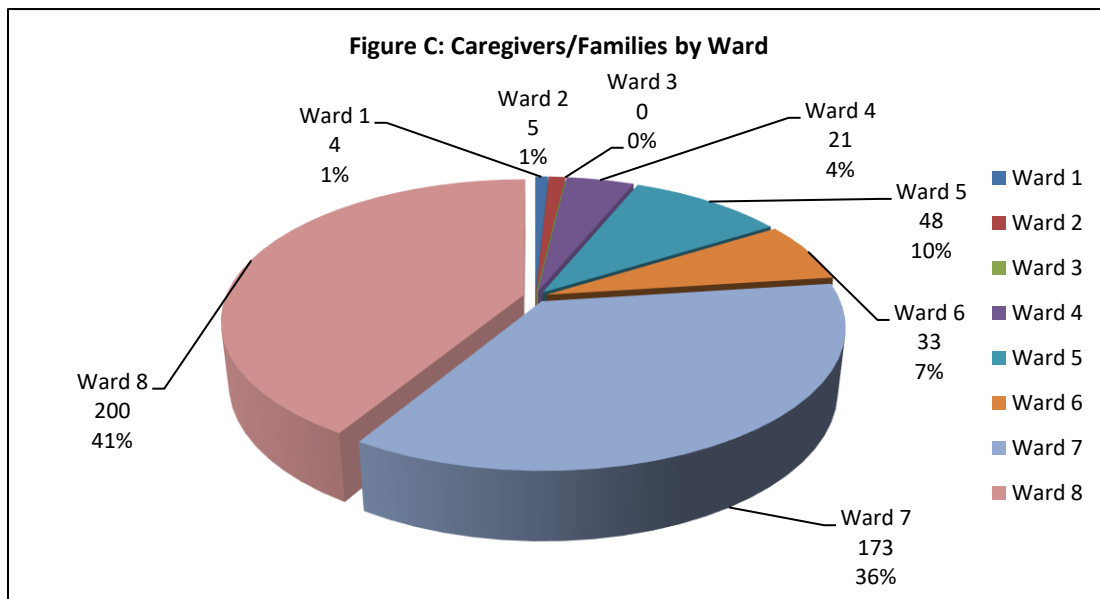
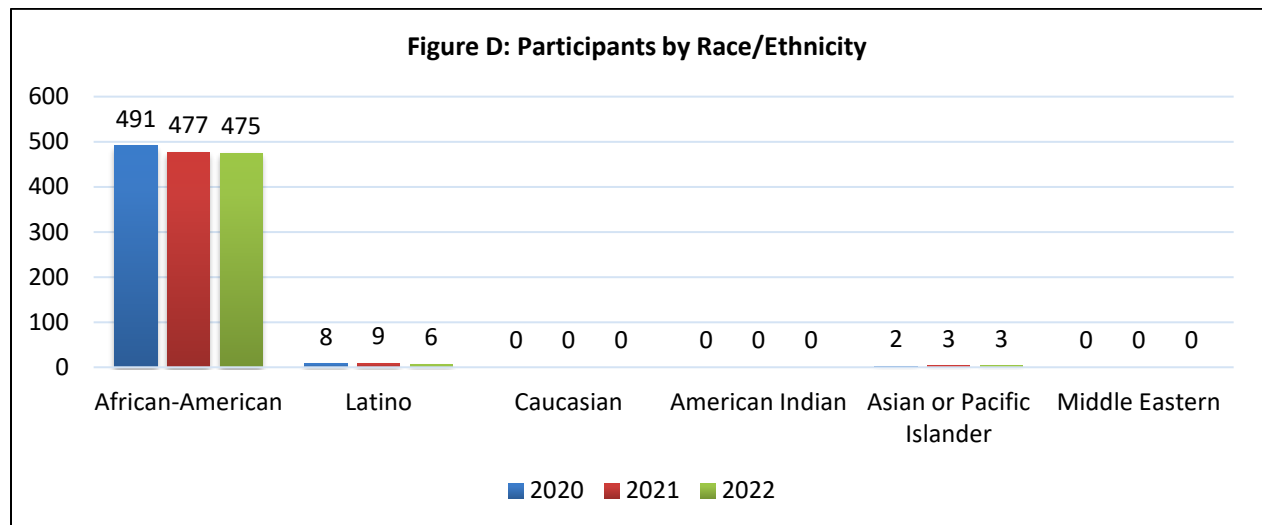
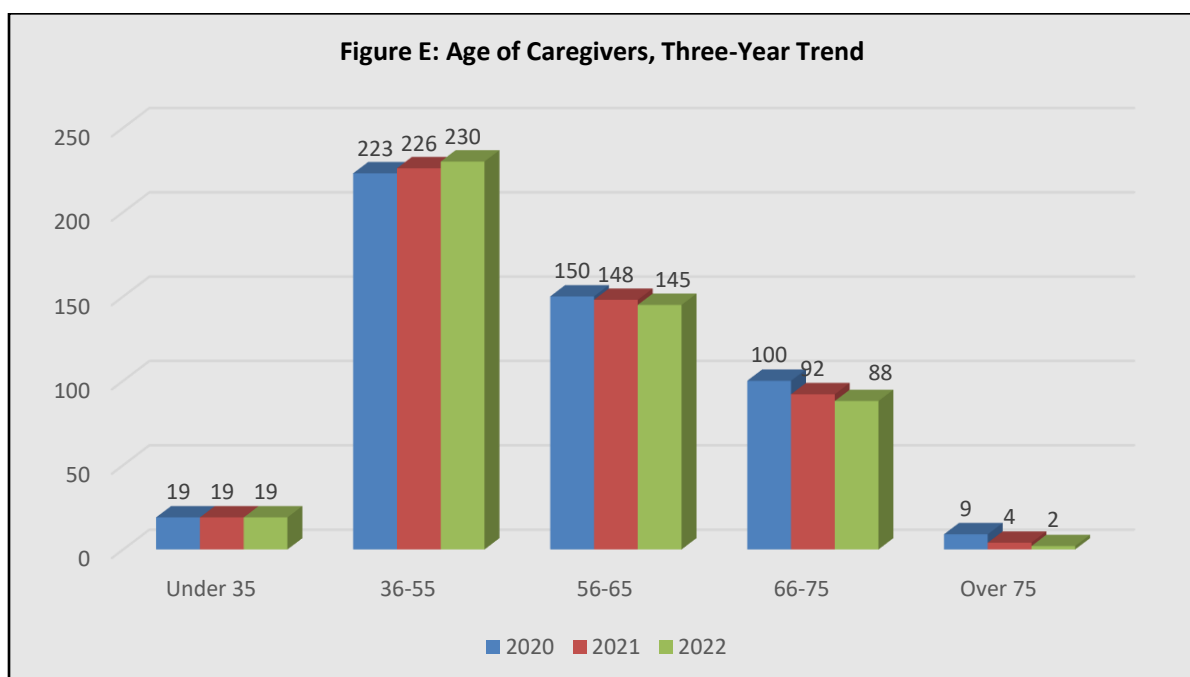




Figure D shows the majority of households in the GCP are African-American families, with a small percentage of Latino and Asian or Pacific Islander families also enrolled. The number of caregivers for both Latino and Asian or Pacific Islander families is consistent with CY 2021.



Caregivers in the program vary significantly in age. Figure E shows that the majority of the caregivers are age 65 and under. Of the 484 caregivers, 249 (51%) are 55 years old and younger. The median age of caregivers in the Grandparent Caregivers Program for CY 2022 was 49. This was consistent with the median age range for CY 2021. This could be attributed to the steady increase of caregivers between ages 36-55 in CY 2022.



## 7) Terminations and Aging Out

Termination statistics are based on individual children, as the circumstances of one child may change and result in termination without impacting other children in the household. Of the 91 children who exited the program during CY 2022, 56 aged out due to reaching the age of 18. CFSA discontinued subsidies to the remaining 35 children for one of the reasons listed below:

- Death of caregiver.
  - The subsequent caregiver lived outside the District so was ineligible for support.
- Caregiver failed to recertify.
- Caregiver relocated outside of the District.
- The caregiver's household income increased, exceeding eligibility requirements.
- Birth parent moved back into the home and the family did not qualify for an exception as outlined in the D.C. Code.

In CY 2022, one Fair Hearing appeal request was received due to termination of a subsidy. Based on the fair hearing decision, the program agreed to reinstate the subsidy.

## 8) Substantiated Instances of Fraud

In CY 2022, there were no instances of fraud.

## 9) Children Separated from Households while Receiving Subsidy

In CY 2022, there were no children separated while receiving a subsidy.

## 10) Recommendations for Program Improvement

CFSA strives to improve services provided to the families of the District of Columbia. In CY 2022, the following measures were taken to enhance services:

- The LEAN program at CFSA is designed to collect input from staff and various stakeholders about the best way to improve different agency processes. CFSA conducted the LEAN process to assess the levels of customer service and the business process overall.
  - CFSA was able to identify areas of opportunity where customer service could be improved to ensure caregivers receive the best information and assistance possible.
  - The program has committed to providing one-to-one assistance for those needing additional help.
  - More touch points have been identified to address any technical issues with the application process.
- Launch of Kinship Navigator website
  - In December 2022, CFSA launched the Kinship Navigator website at: [www.kinshipdc.org](http://www.kinshipdc.org)
  - The website provides families information about the subsidy programs and community resources and helps connect other community partners to CFSA.

- In addition, the website allows caregivers to safely, and securely apply for the subsidy programs via an online application platform.
- Implementation of Informal Caregivers Support Groups in Partnership with Foster & Adoptive Parent Advocacy Center (FAPAC)
  - In March 2022, monthly support groups for caregivers began with an average of eight caregivers attending each session.
- In partnership with The Harvard Government Performance Lab, CFSA is currently designing a needs assessment survey to be administered to caregivers within the 2<sup>nd</sup> quarter of CY 2023.

## Chapter 4: GCP Population & Subsidy Overview

Table 3 breaks out all relevant data points to the GCP by month in CY 2022.

Statistics	Table 3: Grandparent Caregivers Monthly Data												2022 Totals
	Jan	Feb	Mar	Apr	May	June	July	Aug	Sept	Oct	Nov	Dec	
New Applications	9	3	6	0	13	10	3	5	8	6	7	7	81
New Applications (# of Children)	6	3	11	0	13	17	6	6	10	8	2	7	101
# of Approved Applications	2	1	3	1	7	9	1	5	6	2	2	6	45
# of Children Approved	3	1	7	0	9	7	1	5	7	1	2	16	59
# of Denied Applications	4	2	1	0	1	1	1	0	0	1	0	0	11
# of Terminations	1	0	2	0	0	0	32	0	0	0	0	0	35
# of Age-outs	4	4	3	2	9	8	8	6	5	5	2	0	56
# of Appeals	0	0	0	0	0	0	0	0	0	1	0	0	1
# Waitlisted Due to Funding	0	0	0	0	0	0	0	0	0	0	0	0	0
Average Processing Time	30 Days	30 Days	30 Days	30 Days	30 Days	30 Days	30 Days	30 Days	30 Days	30 Days	30 Days	30 Days	30 Days <sup>14</sup>
# of Providers Receiving Subsidy	484	488	490	488	490	492	496	484	481	474	471	465	484 <sup>15</sup>
# of Children Receiving Subsidy	758	762	763	760	764	764	763	740	737	723	721	710	747 <sup>16</sup>
Total Subsidy Amount Paid	\$486,420.17	\$ 436,931.69	\$481,022.90	\$461,392.32	\$488,396.14	\$460,171.80	\$487,946.94	\$ 484,460.43	\$461,948.57	\$471,001.97	\$454,301.87	\$454,301.87	\$5,628,296.67

The Grandparent Caregivers Program continues to provide support to families and serves as a tool that helps children avoid entry into the foster care system. Studies have shown the benefits of children staying with family, and the majority of caregivers who responded to the 2015 GCP Survey noted that they would not be able to care for their kin if it were not for the GCP subsidy. Every dollar spent on GCP goes towards preventing more children from entering the foster care system. This program is incredibly effective, using every dollar given to prevent children from being separated from their families. The GCP's alternative is foster care, which is costlier and more traumatic for the children. The increasing number of children and caregivers applying for GCP demonstrate this program is a necessary safeguard that prevents entry into the child welfare system by building and supporting family and community resiliency.

<sup>14</sup> Numbers based on a 12-month average.

<sup>15</sup> Numbers based on a 12-month average.

<sup>16</sup> Numbers based on a 12-month average.

# Close Relative Caregivers Program Annual Status Report 2022

February 28, 2023



WE ARE WASHINGTON  
\*\*\* GOVERNMENT OF THE DISTRICT OF COLUMBIA  
DC MURIEL BOWSER, MAYOR

DC Child and Family Services Agency  
200 I Street SE, Washington, DC 20003 • (202) 442-6100  
[www.cfsa.dc.gov](http://www.cfsa.dc.gov) • [www.fosterdckids.org](http://www.fosterdckids.org) • [www.kinshipdc.org](http://www.kinshipdc.org)

## Chapter 5: CRCP Introduction and Program Profile

This is the third annual report for the Close Relative Caregivers Program (CRCP), established by the District of Columbia under the Close Relative Caregivers Pilot Program Establishment Act of 2019 (D.C. Law 23-0032; D.C Official Code § 4–251.22 *et seq.*). This subsidy program was created to address the growing needs of relative caregivers that do not meet the eligibility requirement for the Grandparent Caregivers Program.<sup>17</sup> Since the program’s inception in October 2019, the D.C. Child and Family Services Agency (CFSA) has served as program administrator. The Establishment Act requires that the annual report include recommendations for program improvement (page 19) and statistics covering annual data and information from the program (page 21).

### Program Profile

The CRCP provides a monthly subsidy for eligible caregivers raising their brother, sister, nephew, niece, or cousin. Absent this subsidy, caregivers might lack the financial resources to provide care, putting the child at risk of entering the foster care system. In calendar year (CY) 2022, the program served 71 children, with a monthly average of 39 children (39 families) served.

Table 4: CRCP Statistics	CY2020	CY2021	CY2022
Program funding (subsidy portion)	\$394,408	\$401,310	\$401,310
New applications received (from families)	16	18	29
New subsidies awarded (to children)	11	20	19
Reapplications received (from existing families)	0	1	0
Reapplication subsidies awarded (to children)	0	2	0
Children receiving both GCP and Temporary Assistance for Needy Families (TANF) at End of Year	22	28	42
Total number of children who received subsidy in the calendar year	28	60	71
Denials due to ineligibility	2	0	14
Denials due to funding (applications on the waiting list at End of Year)	0 <sup>18</sup>	0	0
Subsidies transferred to caregivers	0	0	0
Subsidies terminated by program or caregiver <sup>19</sup>	4	9	1
Substantiated instances of fraud	0	0	0
Children removed from household while receiving subsidy	0	0	0
Monthly average of children (families) served	23 (16)	37 (27)	39 (39)

<sup>17</sup> Established by the Grandparent Caregivers Pilot Program Establishment Act of 2005 (D.C. law 16-69; D.C. Official Code § 4–251.02 *et seq.*)

<sup>18</sup> Reflects number of families on waitlist at year’s end.

<sup>19</sup> Reflects youth aging out, provider’s request to be removed, and providers who no longer qualified for the program.

## Chapter 6: CRCP Achievements

---

### Achieved Performance Indicator

The CRCP is a valuable component of the Four Pillars strategy that provides families the support they need to prevent children from entering foster care as Table 5 illustrates.

Table 5: Families Assisted to Stay Together, Preventing Foster Care		
Performance Indicator	2022 Target	2022 Actual
Children receiving CRCP services will not enter out of home placement.	95%	100%

### Client Testimonial

The CRCP has made a significant impact in the lives of many District families. Several program participants offered positive feedback this year expressing their gratitude for the program. Below is one testimonial on the importance of the program:

*“Getting this subsidy has been one of the best things that has happened since my sister passed. We unexpectedly lost my sister due to violence and I had to care for her two children. They made the process fast and easy for me. They even mentioned counseling for the two kids. The kids had a great time at the family day outside.”*

- Aunt of two children

## Chapter 7: CRCP Report

---

### 1) Applications Filed<sup>20</sup>

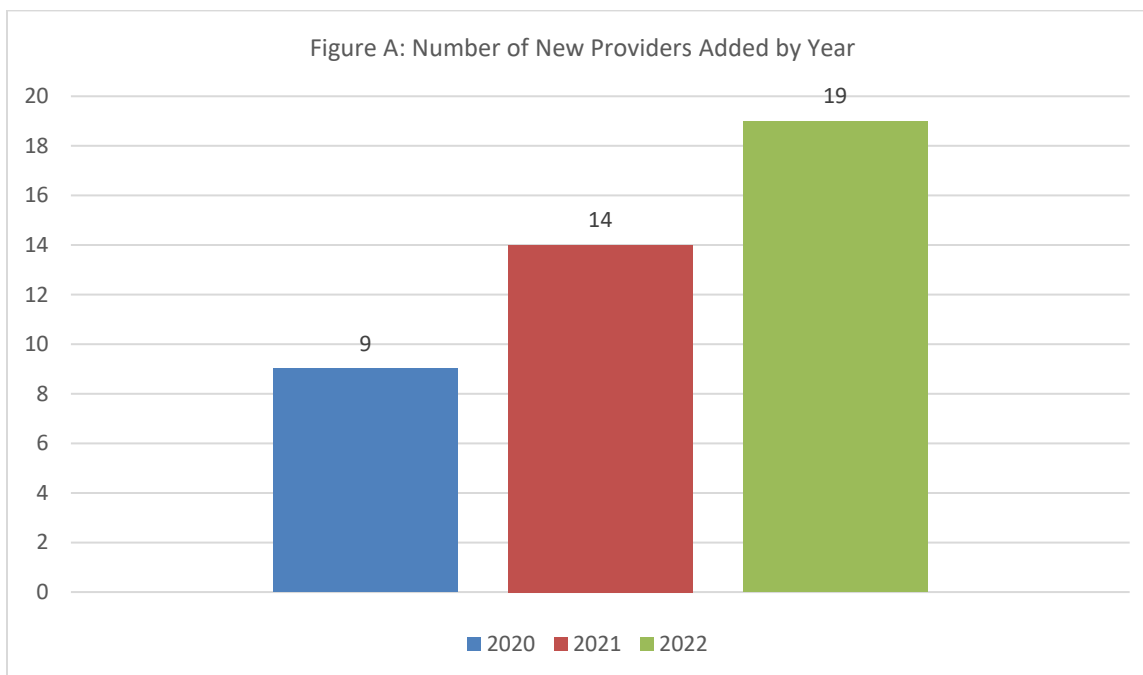
In CY 2022, the CRCP received 29 new applications on behalf of 34 children.

### 2) Subsidies Awarded

Of the 29 new applications<sup>21</sup> in CY 2022, CFSA approved 15<sup>22</sup>, resulting in 19 new children enrolled in CRCP in 2022.

A full subsidy payment (without offsets<sup>23</sup>) is \$24.79 per day for children younger than age 12 and \$27.92 per day for children 12 and over. During 2022, a participant in the CRCP could expect to receive an average daily rate of \$23.26 per child, or an average 30-day month rate of \$697.81 per child. The current average number of children per family participating in the program is two, and the average age of children currently in the program is 14.

Figure A illustrates that 19 new providers/caregivers began receiving the CRCP subsidy in 2022, an increase of five from CY 2021. The most reported reason for enrollment was that kin were either incarcerated, or unfit to care for their child due to addiction and/or mental illness.



<sup>20</sup> Potential applicants can receive an application by calling the program directly or downloading the application from the CFSA website ([www.cfsa.dc.gov](http://www.cfsa.dc.gov)). CFSA has also provided application information to community partners so they can inform prospective caregivers about the program. Applications filed are not the equivalent to a completed and/or approved application.

<sup>21</sup> One application equals one family.

<sup>22</sup> Number approved were based on available funding. Additional applicants were deemed eligible.

<sup>23</sup>Caregivers not receiving other government subsidies for the child such as TANF and SSI benefits.



### **3) Families Receiving the CRCP Subsidy, TANF, and SSI**

Of the 71 children receiving a CRCP subsidy in CY 2022, 42 (59%) also received Temporary Assistance for Needy Families (TANF). In addition, five children (7%) received Supplemental Security Income (SSI). Under the Close Relative Caregivers Pilot Program Establishment Act of 2019, the program offsets CRCP subsidy amounts for these two groups of children by the amount they received in TANF or SSI.

### **4) Denials Due to Ineligibility**

In 2022, CFSA denied 14 applicants due to exceeding program income requirements.

### **5) Waitlisted Due to Lack of Appropriated Funding**

In 2022, CFSA had no waitlist due to lack of funding.

### **5a) Subsidies Transferred to a Relative Caregiver**

In 2022, CFSA did not transfer any subsidies to a relative caregiver.

### **6) Estimated Eligible Caretakers and Estimated Grandparents Acting as Caregivers**

According to the Annie E. Casey Foundation's Kids Count Data Center, in 2021, 10,000 District children younger than age 18 were living in households led by a relative caregiver and an additional 5,000 were living in grandparent-led households. Studies show that children in relative care have more stability and are more likely to maintain connections with siblings, preserve their cultural heritage, and maintain community bonds when compared to children in non-relative care.<sup>24</sup> The Kids Count Data Center reports 41,000 District children live in households that have incomes below 200% of the federal poverty level.

### **6a) Demographics**

Figure B shows families participating in the CRCP have four primary caregiver types: sibling, aunt, uncle and cousin. Most heads of household in this program are aunts, comprising 15 (39%) out of a total of 39 caregivers.

---

<sup>24</sup> "Time for Reform: Support Relatives in Providing Foster Care and Permanent Families for Children." Kids Are Waiting: Fix Foster Care Now and Generations United, Washington, DC. 2007 and Conway, Tiffany and Rutledge Q. Hudson. "Is Kinship Care Good for Kids?" Center for Law and Social Policy, Washington, DC. 2007.

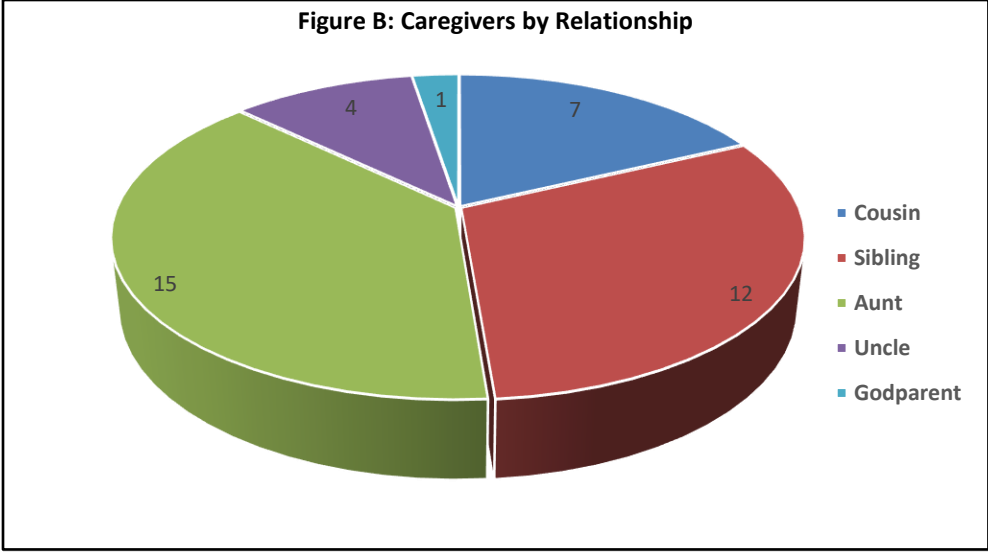


Figure C shows that currently, Wards 7 and 8 represent the largest percentage of families participating in the CRCP. Ward 7 is home to 16 families (41%), while Ward 8 has 10 families (26%). The total number of caregivers across all Wards is 39.

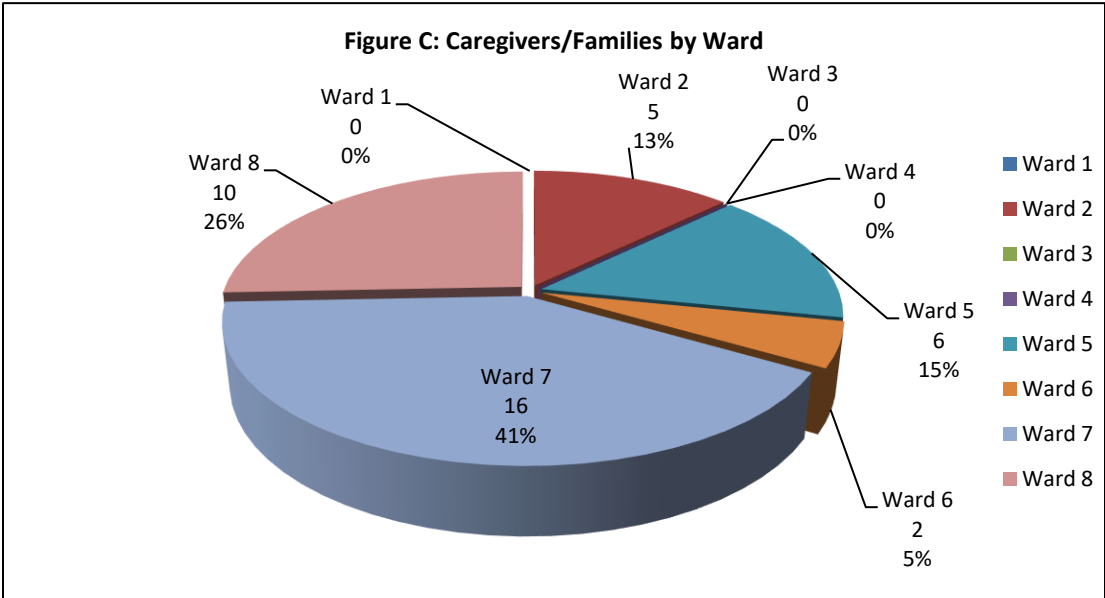


Figure D shows that all households in the CRCP are African-American families.

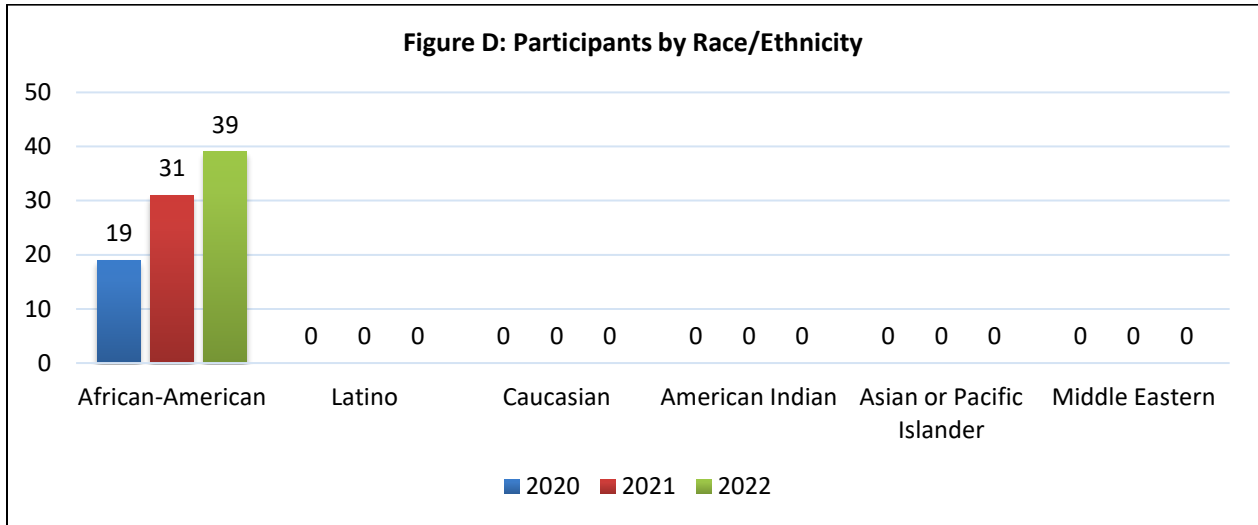
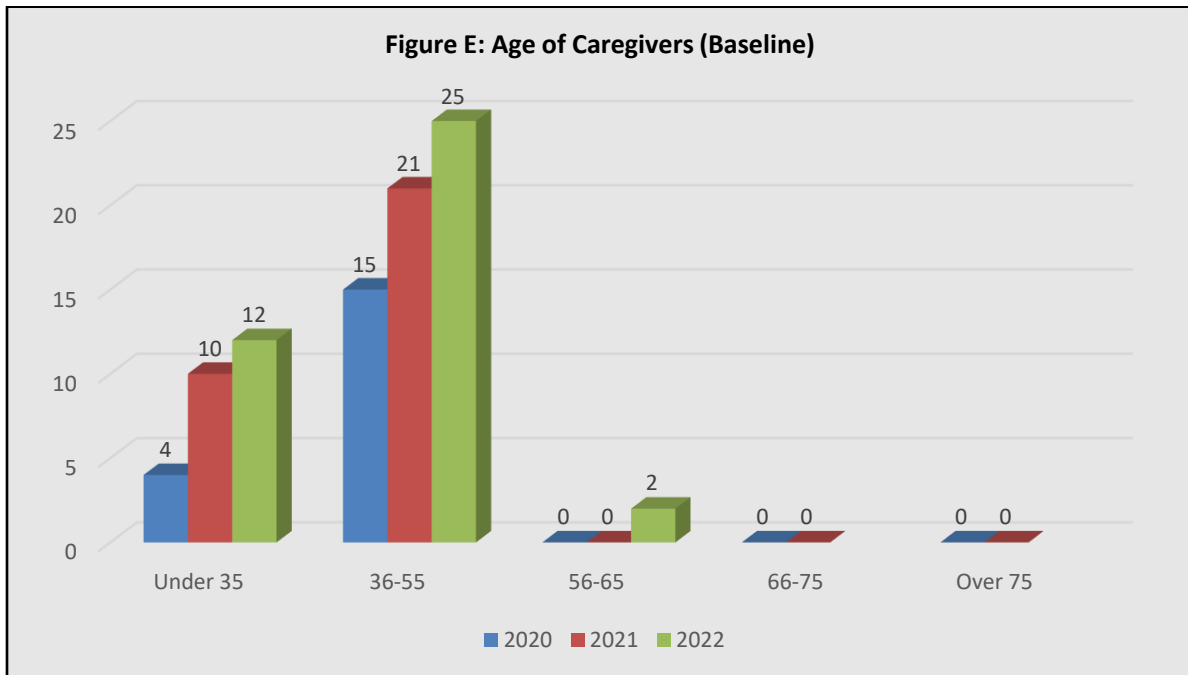


Figure E shows that the majority of all caregivers are age 55 and under. 39 total caregivers – 2/39 ages 56-65 (5%), 25/39 ages 36-55 (64%) and 12/39 ages 35 and under (31%).



## 7) Terminations and Aging Out

Termination statistics are based on individual children, as the circumstances of one child may change and result in termination without impacting other children in the household. One child exited the CRCP in CY 2022. CFSA discontinued subsidy to the one child due to the caregiver's failure to comply with annual recertification.

In CY 2022, no Fair Hearing appeal requests were received due to termination of a subsidy.

## 8) Substantiated Instances of Fraud

In CY 2022, there were no instances of fraud.

## 9) Children Separated from Households while Receiving Subsidy

In CY 2022, there were no children separated while receiving a subsidy.

## 10) Recommendations for Program Improvement

CFSA strives to continuously improve services provided to the families of the District of Columbia.

In CY 2022, the following measures were taken to enhance services:

- The LEAN program at CFSA is designed to collect input from staff and various stakeholders about the best way to improve different processes. Conducted the LEAN process to assess the levels of customer service and the business process overall.
  - CFSA was able to identify areas of opportunity where customer service could be improved to ensure caregivers receive the best information and assistance possible.
  - The program has committed to providing one-to-one assistance for those needing additional help.
  - More touch points have been identified to address any technical issues with the application process.
- Launch of Kinship Navigator website
  - In December 2022, CFSA launched the Kinship Navigator website at: [www.kinshipdc.org](http://www.kinshipdc.org)
  - The website provides families information about the subsidy programs offered by CFSA and community resources, and helps connect other community partners to CFSA
  - In addition, the website allows caregivers to safely, and securely apply for the subsidy programs via an online application platform.
- Implementation of Informal Caregivers Support Groups in partnership with Foster & Adoptive Parent Advocacy Center (FAPAC)
  - In March 2022, monthly support groups for caregivers began with an average of eight caregivers attending each session.
- In partnership with The Harvard Government Performance Lab, CFSA is currently designing a needs assessment survey to be administered to caregivers within the 2<sup>nd</sup> quarter of CY 2023.

## Chapter 8: CRCP Population & Subsidy Overview

Table 6 breaks out all relevant data points to the CRCP by month in CY 2022.

Statistics	Table 6: Close Relative Caregivers Monthly Data												2022 Totals
	Jan	Feb	Mar	Apr	May	June	July	Aug	Sept	Oct	Nov	Dec	
New Applications	2	1	6	4	1	2	2	5	3	1	2	0	29
New Applications (# of Children)	2	3	6	4	1	1	1	9	5	0	2	0	34
# of Approved Applications	0	1	2	1	1	2	2	5	1	0	0	0	15
# of Children Approved	0	0	3	1	1	1	3	8	2	0	0	0	19
# of Denied Applications	2	1	3	2	2	2	2	0	0	0	0	0	14
# of Terminations	0	0	0	0	0	0	1	0	0	0	0	0	1
# of Age-outs	0	0	0	0	0	0	0	0	0	0	0	0	0
# of Appeals	0	0	0	0	0	0	0	0	0	0	0	0	0
# Waitlisted Due to Funding	0	0	0	0	0	0	0	0	0	0	0	0	0
Average Processing Time	30 Days	30 Days	30 Days	30 Days	30 Days	30 Days	30 Days	30 Days	30 Days	30 Days	30 Days	30 Days	30 days <sup>25</sup>
22# of Providers Receiving Subsidy	32	33	35	35	38	39	41	40	41	41	46	45	39 <sup>26</sup>
# of Children Receiving Subsidy	52	53	55	55	59	63	65	66	66	66	71	70	39 <sup>27</sup>
Total Subsidy Amount Paid	\$34,480.37	\$33,300.29	\$38,796.48	\$35,896.80	\$41,435.28	\$41,179.54	\$43,218.87	\$44,455.55	\$43,831.18	\$45,418.74	\$46,161.60	\$46,289.47	\$494,464.17

The CRCP continues to provide support to families and serves as a tool that helps children avoid entry into the foster care system. Studies have shown the benefits of children staying with family, and the majority of caregivers who responded to the CFSA survey of the program noted that they would not be able to care for their kin if it were not for the CRCP subsidy. Every dollar spent on CRCP goes towards preventing more children from entering the foster care system. The CRCP is incredibly effective, using every dollar given to prevent children from being separated from their families. The CRCP's alternative is foster care, which is costlier and more traumatic for children. The increasing number of children and caregivers applying for CRCP demonstrate that the program is a necessary safeguard that prevents entry into the child welfare system by building family and community resiliency.

<sup>25</sup> Numbers based on a 12-month average.

<sup>26</sup> Numbers based on a 12-month average.

<sup>27</sup> Numbers based on a 12-month average.