



JUNE 2013 PERFORMANCE SCORECARD (FINAL) - CONTRACTED CHILD PLACEMENT AGENCIES -

Table of Contents

■ Contracted Foster Home Capacities of Child Placement Agencies (FY2012).....	2
■ Reconciled Measures.....	3
1. Visitation – In Home	5
2. Visitation – Foster Care.....	6
3. Visitation – Siblings	7
4. Visitation – Parent-Child for Reunification	8
5. Visitation – Weekly Visits.....	9
6 Health Screenings	10
7. Placement Stability.....	11
■ Scorecard Outcomes and Benchmarks in the Amended Implementation Plan	12

Notes

- 1) In February 2007, US District Judge Thomas F. Hogan approved an Amended Implementation Plan (AIP), which replaces the LaShawn Implementation Plan established by the Federal Court Order in 2003. Expected outcomes and benchmarks in the scorecard were initially derived from the original LaShawn Implementation Plan. CFSA is in the process of refining measures for the scorecard to reflect modified AIP requirements, which are specified on the last two pages of this scorecard. The original Implementation Plan and the entire AIP are available on the CFSA web site.
- 2) Data presented in this scorecard was extracted from reports in FACES, CFSA's client information management system. FACES produce monthly reports to monitor performance data on the 15th of the month following the month of the report. The FACES report number for each outcome is indicated in that respective outcome chart.
- 3) For additional information, please contact Bev-Freda Jackson, Supervisory Data Analyst at (202) 724-7320 or bev-freda.jackson@dc.gov.

Contracted Foster Home Capacities of Child Placement Agencies (FY2012)

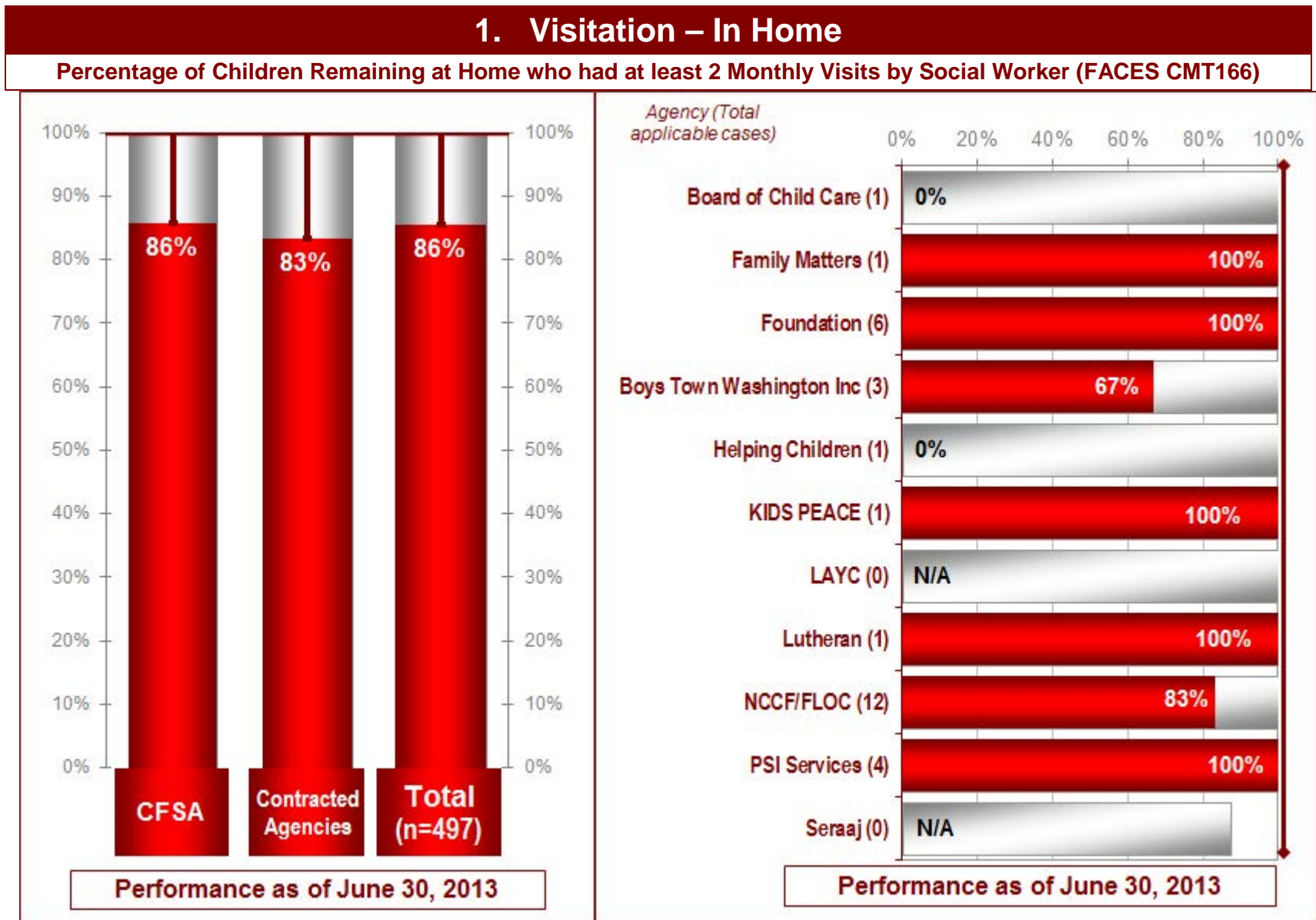
Child Placement Agency	Contracted Placement Capacity (Number of Contracted Slots)			
	Traditional	Therapeutic	Specialized	Total
Board of Child Care	50			50
Boys Town Washington, Inc.	18	28		46
Children Guild		20		20
Family Matters	65	15		80
Foundations	90	203		293
Helping Children Grow		14	28	42
Kids Peace	17	38		55
Latin American Youth Centers	20	5		25
Lutheran Social Services	57			57
Martin Pollak Project		70		70
National Center for Children & Families	110	66		176
PSI Family Services	51	83	15	149
Seraaj Family Homes	40	75	36	151
TOTAL	528	718	79	1325

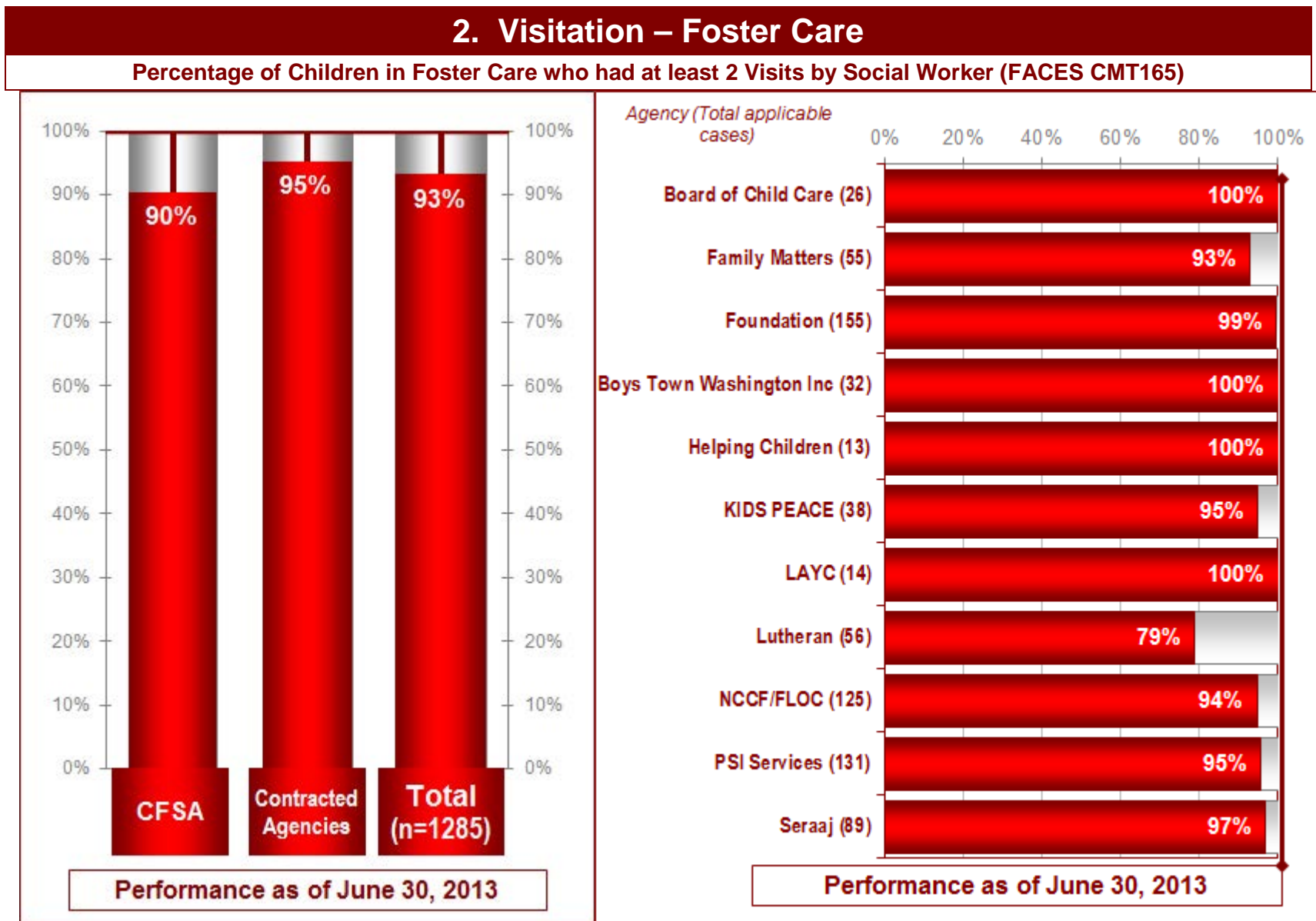
Reconciled Measures

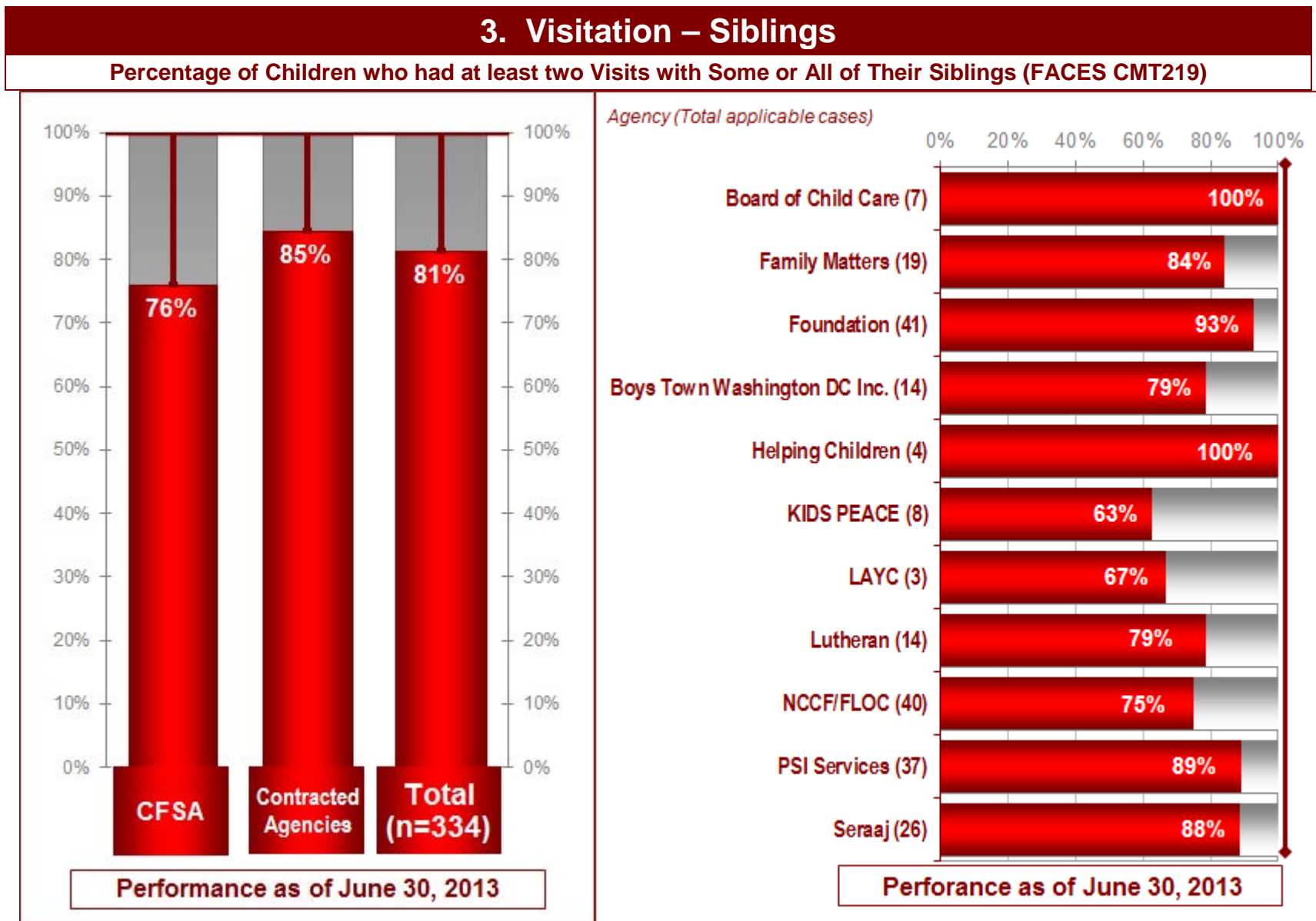
Data presented in the scorecard is extracted from FACES reports generated on the 15th of the month following the month of the report. In some cases, a technical glitch or complication in FACES may have hindered workers from updating information timely and/or accurately, affecting performance data reported in FACES. The table below presents adjusted performance data in those areas for the current month.

Agency	Performance Measure	FACES Report	Adjusted Score		
			Total Applicable	Cases in Compliance	Percent
Board of Child Care	Parent-Child Visitation	CMT012	7	1	14.3%
	Placement Stability	CMT366	27	24	88.9%
Boys Town	Health Screenings	HTH004	4	4	100.0%
	Placement Stability	CMT366	34	18	52.9%
Family Matters	Placement Stability	CMT366	61	52	85.2%
Foundation	Sibling Visitation	CMT219	40	38	95.0%
	First 4 Weeks Visitation	CMT014	13	12	92.3%
	Health Screenings	HTH004	24	19	79.2%
	Placement Stability	CMT366	162	135	83.3%
Helping Children Grow					
KIDS PEACE	Parent-Child Visitation	CMT012	6	6	100.0%
	Health Screenings	HTH004	2	2	100.0%
	Placement Stability	CMT366	41	38	92.7%
LAYC	Sibling Visitation	CMT219	2	2	100.0%
Lutheran					

Agency	Performance Measure	FACES Report	Adjusted Score		
			Total Applicable	Cases in Compliance	Percent
NCCF	In-Home Visitation	CMT166	11	10	90.9%
	Sibling Visitation	CMT219	38	30	78.9%
	Parent-Child Visitation	CMT012	28	19	67.9%
	Placement Stability	CMT366	127	118	92.9%
PSI	Foster Care Visitation	CMT165	129	125	96.9%
	Health Screenings	HTH004	12	11	91.7%
	Placement Stability	CMT366	138	121	87.7%
Seraaj	Foster Care Visitation	CMT165	89	87	97.8%
	Sibling Visitation	CMT219	25	23	92.0%
	Parent-Child Visitation	CMT012	15	10	66.7%
	Health Screenings	HTH004	6	6	100.0%
	Placement Stability	CMT366	90	73	81.1%

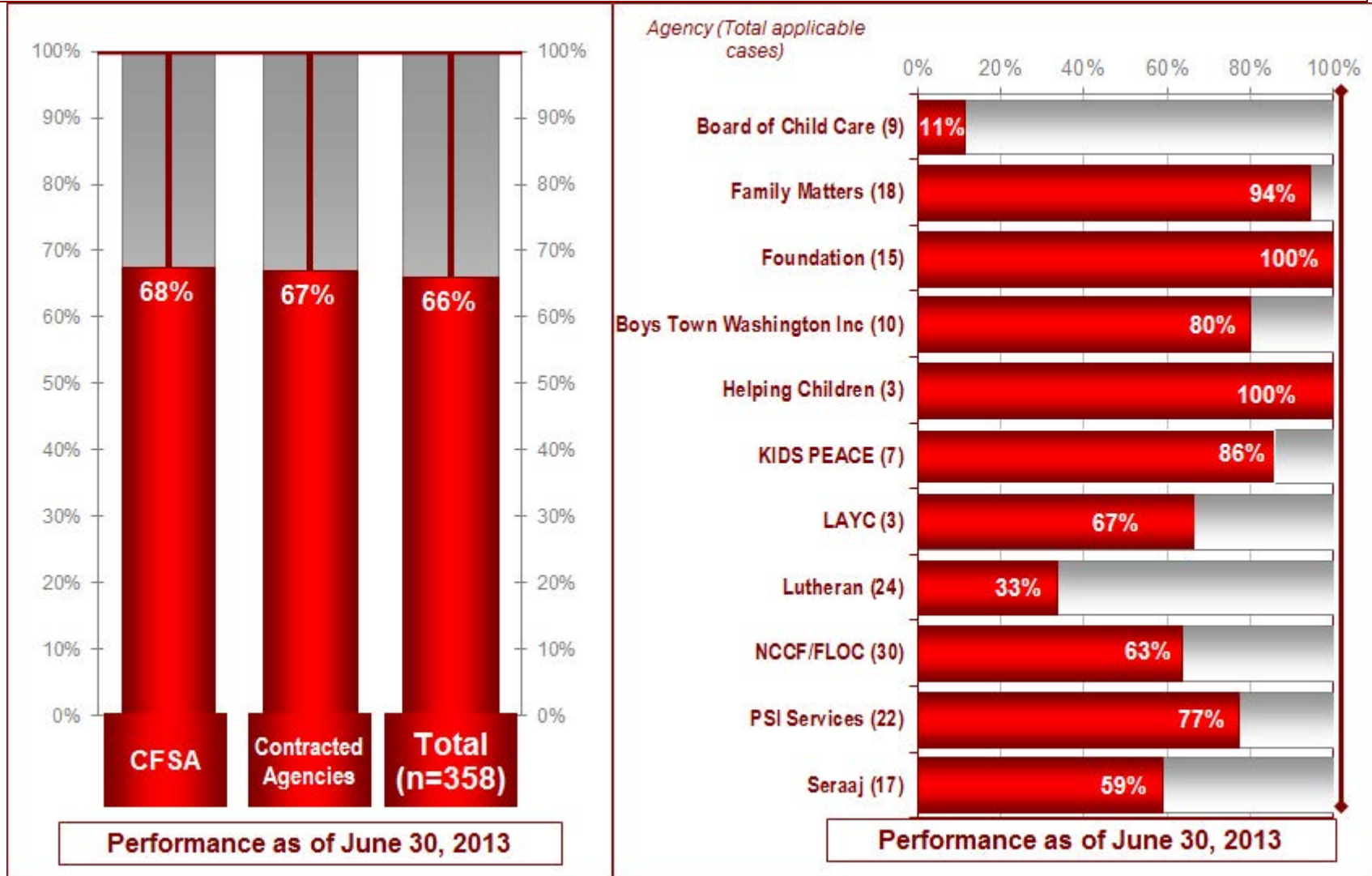






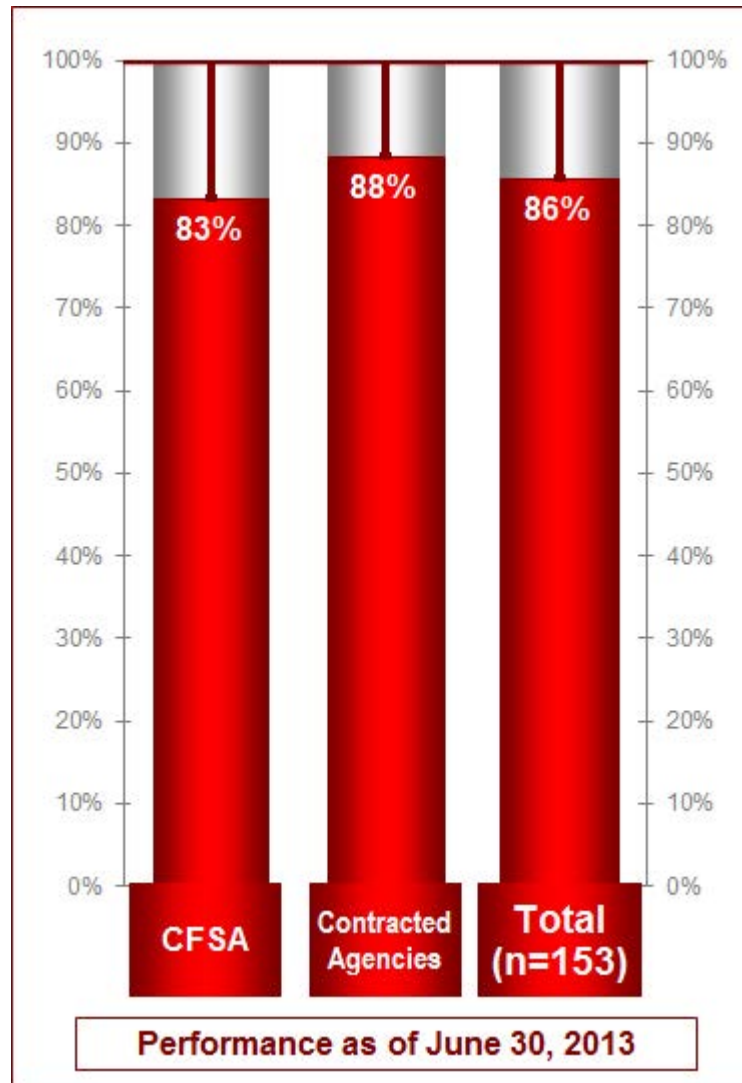
4. Visitation – Parent-Child for Reunification

Percentage of Children with Goal of Reunification who had Weekly Visits with their Parents (FACES CMT012)



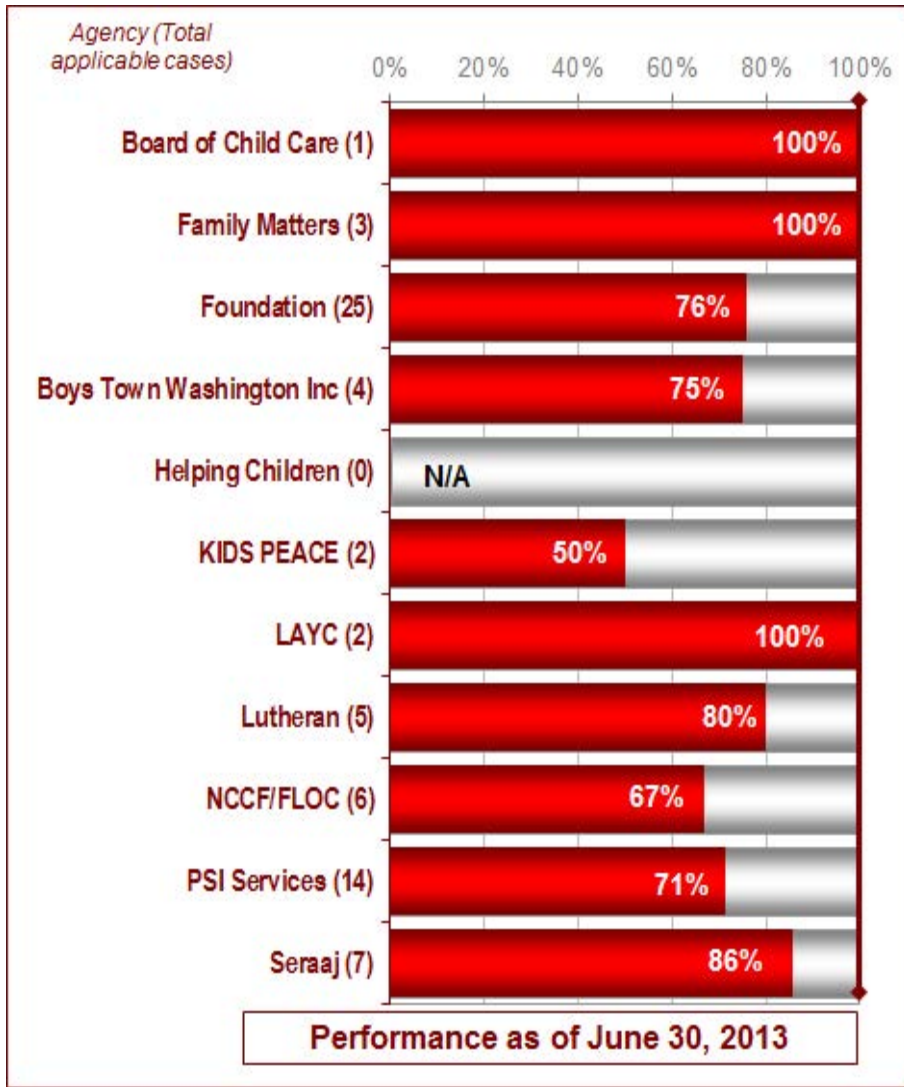
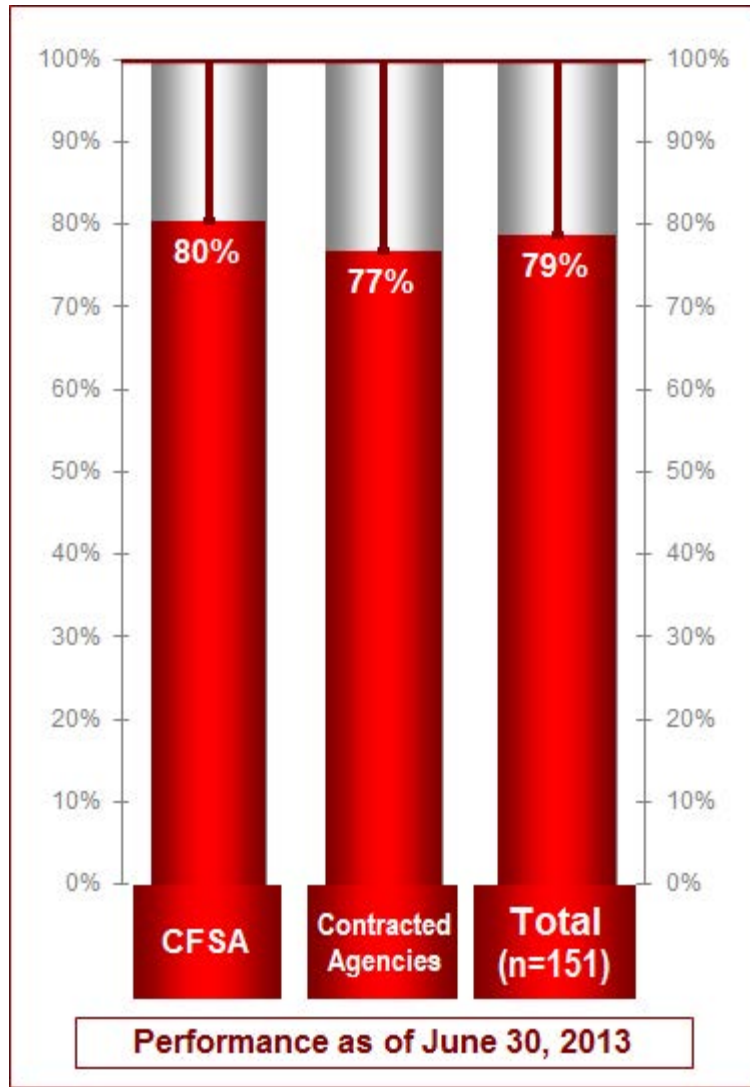
5. Visitation – Weekly Visits

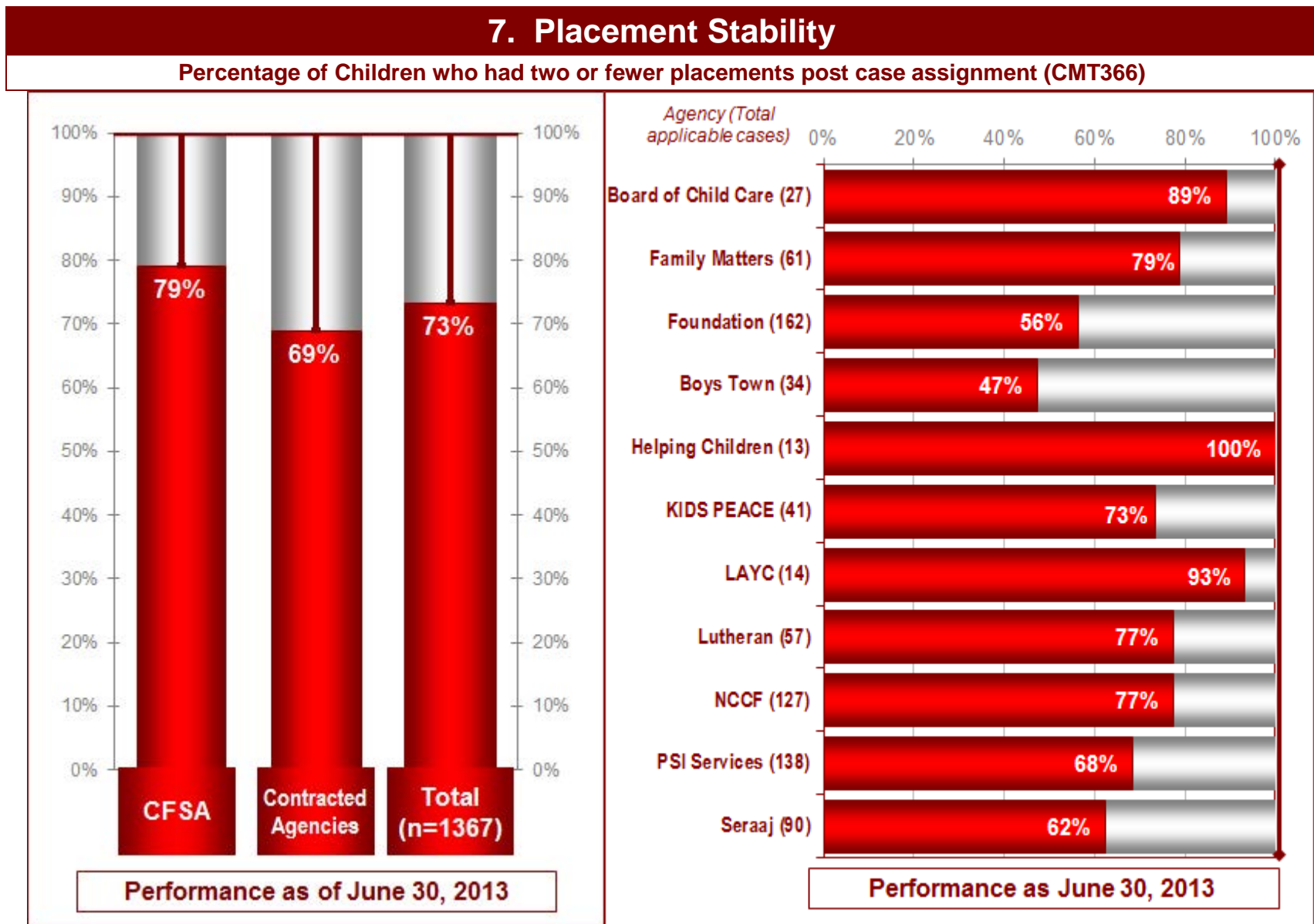
Percentage of Children who had Weekly Visits during their First 4 Weeks of Placement (FACES CMT014)



6 Health Screenings

Percentage of Children who had a pre-placement health screening (FACES HTH004)





Scorecard Outcomes and Benchmarks in the Amended Implementation Plan

No	Scorecard Measure	Outcomes and Benchmark in the Amended Implementation Plan
1	Visitation – In-Home	<p><u>Section I– 4. Visitation to Families with In-Home Services</u> A CFSA worker or a qualified worker from a service provider authorized by CFSA shall make twice-monthly visits to families in which there has been substantiated abuse or neglect, with a determination that each child can be maintained safely in the home with services. At least one visit per month shall be in the home, but the second can be at the child’s school, day care or elsewhere. Workers are responsible for assessing the safety of each child at every visit and each child must be separately interviewed at least monthly outside of the presence of the caretaker.</p>
2	Visitation – Foster Care	<p><u>Section I– 5. Visitation to Children in Out-of-Home Care</u> CFSA or contract social workers with case management responsibility shall make twice-monthly visits to each child in out-of-home care (foster family homes, group homes, congregate care, independent living programs, etc.). At least one visit per month shall be in the home, but the second can be at the child’s school, day care or elsewhere. Workers are responsible for assessing the safety of each child at every visit and each child must be separately interviewed at least monthly outside of the presence of the caretaker.</p>
3	Visitation – Siblings	<p><u>Section I– 20. Sibling Placement and Visits</u> Children in out-of-home placement should be placed with some or all of their siblings. Children placed apart from their siblings should have at least twice monthly visitation with some or all of their siblings.</p>
4	Visitation – Parent-Child for Reunification	<p><u>Section I– 11. Visits Between Parents and Children</u> There shall be weekly visits between parents and children with a goal of reunification unless clinically inappropriate and approved by the Family Court. In cases in which visitation does not occur, the Agency shall demonstrate and there shall be documentation in the case record that visitation was not in the child’s best interest, is clinically inappropriate or did not occur despite efforts by the Agency to facilitate it.</p>
5	Visitation – First Four Weeks of Placement	<p><u>Section I–6. Visitation for Children Experiencing a New Placement or a Placement Change</u> CFSA or contract agency social workers with case responsibility shall make weekly visits during the first four weeks of placement and twice monthly visits thereafter to each child newly placed in out-of-home care (foster family homes, group homes, congregate care, independent living programs, etc.) or moved to a new placement. Workers are responsible for assessing the safety of each child at every visit and each child must be separately interviewed at least monthly outside of the presence of the caretaker.</p>

6	Health Screenings	<u>Section I-22. Health and Dental Care:</u> - Children in foster care shall have a health screening prior to an initial placement or re-entry into care. - Children in foster care who experience a placement change shall have a replacement health screening.
7	Placement Stability	<u>Section I-13. Reduction of Multiple Placements for Children in Care:</u> Children served in foster care during the previous 12 months who were in care for at least 12 months, shall have had two or fewer placements in that 12 month period.