



MAY 2012 PERFORMANCE SCORECARD (FINAL) - CONTRACTED CHILD PLACEMENT AGENCIES -

Table of Contents

| | |
|--|----|
| ▣ Contracted Foster Home Capacities of Child Placement Agencies (FY2012) | 2 |
| ▣ Reconciled Measures | 3 |
| 1. Visitation – In Home | 5 |
| 2. Visitation – Foster Care..... | 6 |
| 3. Visitation – Siblings | 7 |
| 4. Visitation – Parent-Child for Reunification | 8 |
| 5. Visitation – Weekly Visits..... | 9 |
| 6 Health Screenings | 10 |
| 7. Placement Stability..... | 11 |
| ▣ Scorecard Outcomes and Benchmarks in the Amended Implementation Plan | 12 |

Notes

- 1) In February 2007, US District Judge Thomas F. Hogan approved an Amended Implementation Plan (AIP), which replaces the LaShawn Implementation Plan established by the Federal Court Order in 2003. Expected outcomes and benchmarks in the scorecard were initially derived from the original LaShawn Implementation Plan. CFSA is in the process of refining measures for the scorecard to reflect modified AIP requirements, which are specified on the last two pages of this scorecard. The original Implementation Plan and the entire AIP are available on the CFSA web site.
- 2) Data presented in this scorecard was extracted from reports in FACES, CFSA's client information management system. FACES produce monthly reports to monitor performance data on the 15th of the month following the month of the report. The FACES report number for each outcome is indicated in that respective outcome chart.
- 3) For additional information, please contact Bev-Freda Jackson, Supervisory Data Analyst at (202) 724-7320 or bev-freda.jackson@dc.gov.

Contracted Foster Home Capacities of Child Placement Agencies (FY2012)

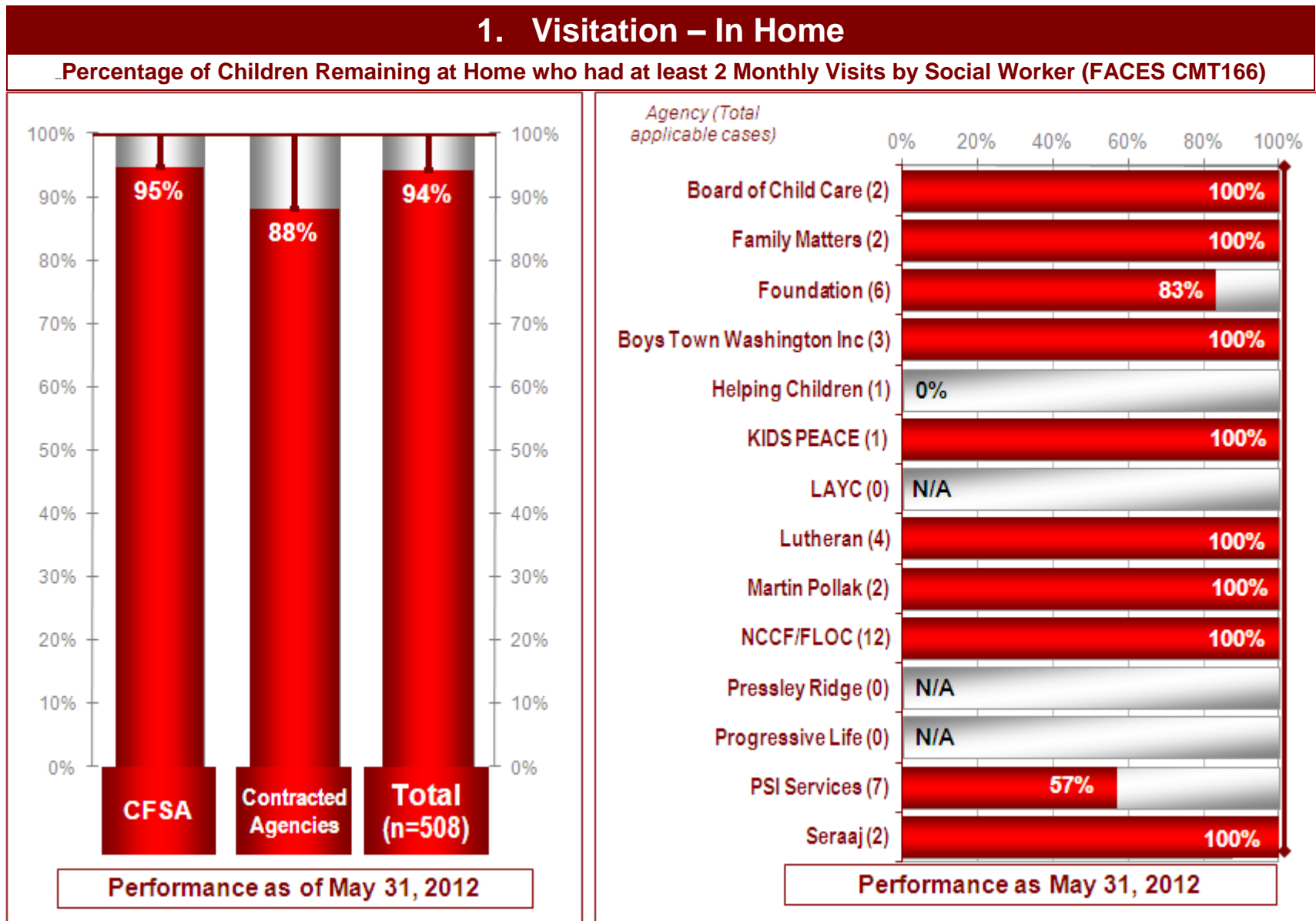
| Child Placement Agency | Contracted Placement Capacity (Number of Contracted Slots) | | | |
|---|---|-------------|-------------|-------------|
| | Traditional | Therapeutic | Specialized | Total |
| Board of Child Care | 50 | | | 50 |
| Boys Town Washington, Inc. | 18 | 28 | | 46 |
| Children Guild | | 20 | | 20 |
| Family Matters | 65 | 15 | | 80 |
| Foundations | 90 | 203 | | 293 |
| Helping Children Grow | | 14 | 28 | 42 |
| Kids Peace | 17 | 38 | | 55 |
| Latin American Youth Centers | 20 | 5 | | 25 |
| Lutheran Social Services | 57 | | | 57 |
| Martin Pollak Project | | 70 | | 70 |
| National Center for Children & Families | 110 | 66 | | 176 |
| Pressley Ridge | | 40 | | 40 |
| Progressive Life Center | 10 | 61 | | 71 |
| PSI Family Services | 51 | 83 | 15 | 149 |
| Seraaj Family Homes | 40 | 75 | 36 | 151 |
| TOTAL | 528 | 718 | 79 | 1325 |

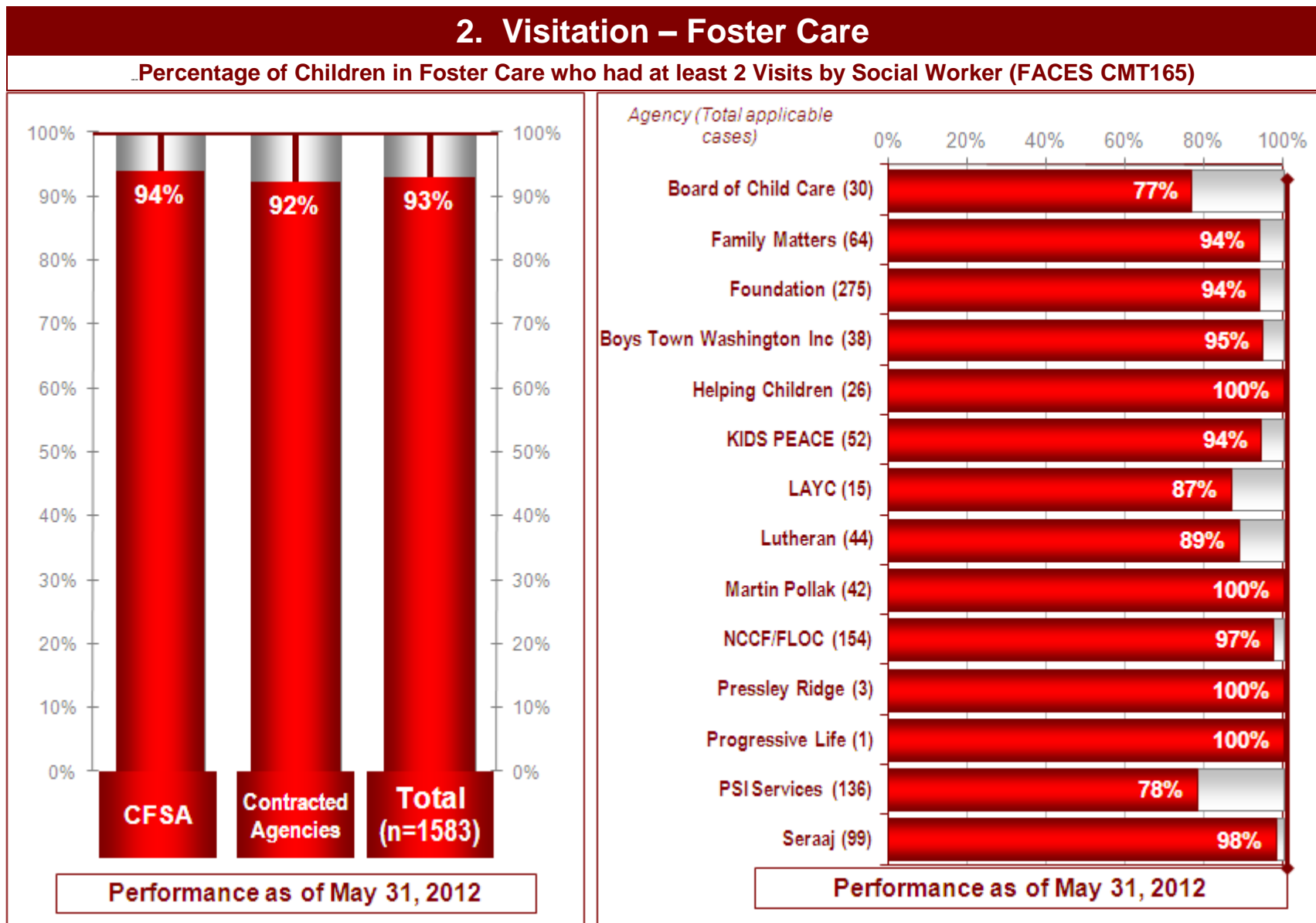
▣ Reconciled Measures

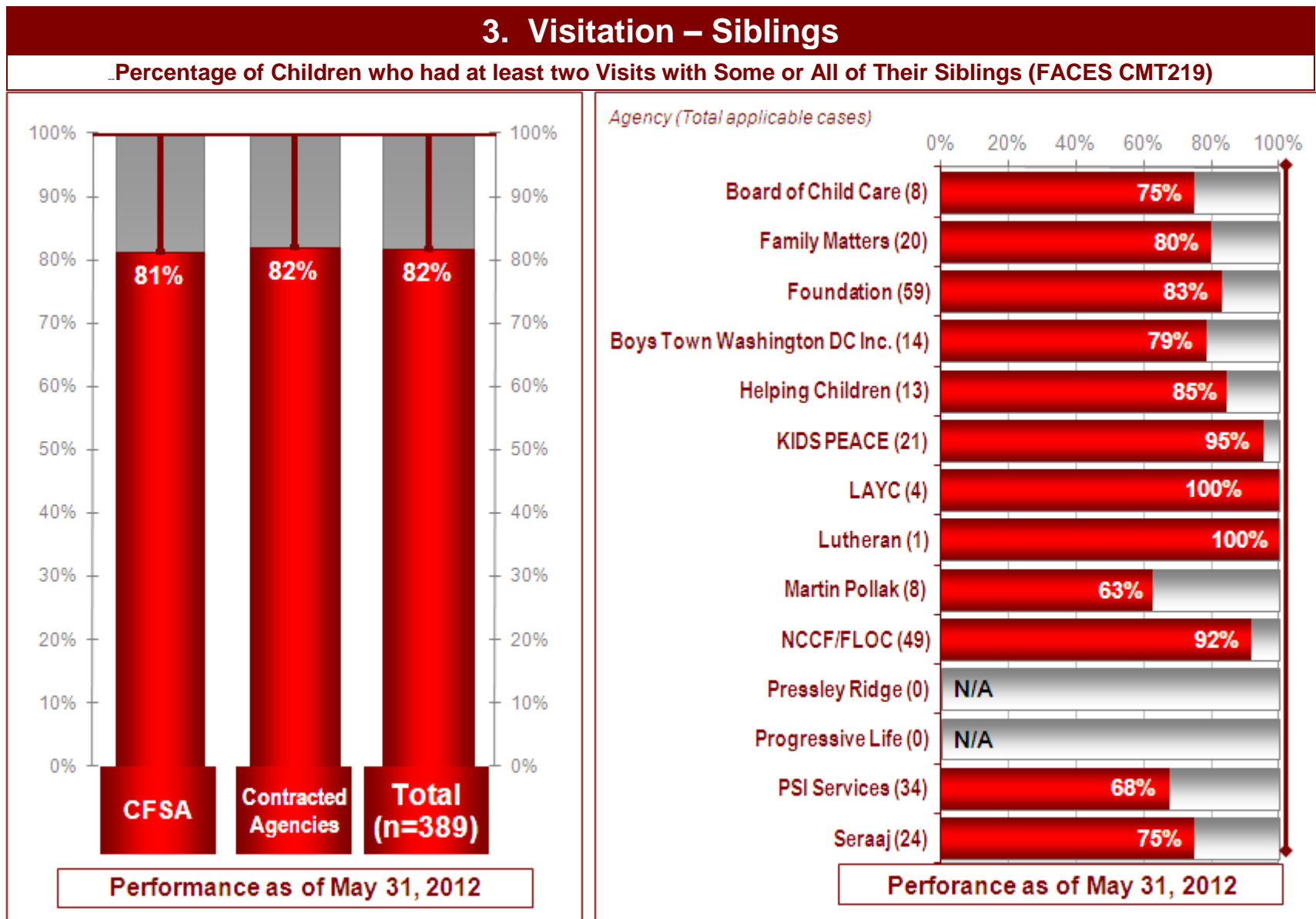
Data presented in the scorecard is extracted from FACES reports generated on the 15th of the month following the month of the report. In some cases, a technical glitch or complication in FACES may have hindered workers from updating information timely and/or accurately, affecting performance data reported in FACES. The table below presents adjusted performance data in those areas for the current month.

| Agency | Performance Measure | FACES Report | Adjusted Score | | |
|-----------------------|-------------------------|--------------|------------------|---------------------|---------|
| | | | Total Applicable | Cases in Compliance | Percent |
| Board of Child Care | Foster Care Visitation | CMT165 | 30 | 30 | 100.0% |
| Boys Town | Foster Care Visitation | CMT165 | 37 | 36 | 97.3% |
| | Siblings Visitation | CMT219 | 12 | 11 | 91.7% |
| | Parent-Child Visitation | CMT012 | 18 | 14 | 77.8% |
| Family Matters | | | | | |
| Foundation | In-Home Visitation | CMT166 | 5 | 5 | 100.0% |
| | Foster Care Visitation | CMT165 | 273 | 258 | 94.5% |
| | Placement Stability | CMT366 | 278 | 215 | 77.3% |
| Helping Children Grow | | | | | |
| Kids Peace | Parent-Child Visitation | CMT012 | 4 | 2 | 50.0% |
| | Placement Stability | CMT366 | 54 | 44 | 81.5% |
| LAYC | | | | | |
| Lutheran | | | | | |
| Martin Pollak | Siblings Visitation | CMT219 | 7 | 5 | 71.4% |

| Agency | Performance Measure | FACES Report | Adjusted Score | | |
|----------------|------------------------|--------------|------------------|---------------------|---------|
| | | | Total Applicable | Cases in Compliance | Percent |
| NCCF | Health Screenings | HTH004 | 8 | 7 | 87.5% |
| | Placement Stability | CMT366 | 158 | 145 | 91.8% |
| Pressley Ridge | | | | | |
| Progressive | | | | | |
| PSI Services | In-Home Visitation | CMT166 | 6 | 4 | 66.7% |
| | Foster Care Visitation | CMT165 | 132 | 106 | 80.3% |
| | Weekly Visitation | CMT014 | 13 | 12 | 92.3% |
| | Placement Stability | CMT366 | 138 | 114 | 82.6% |
| Seraaj | | | | | |

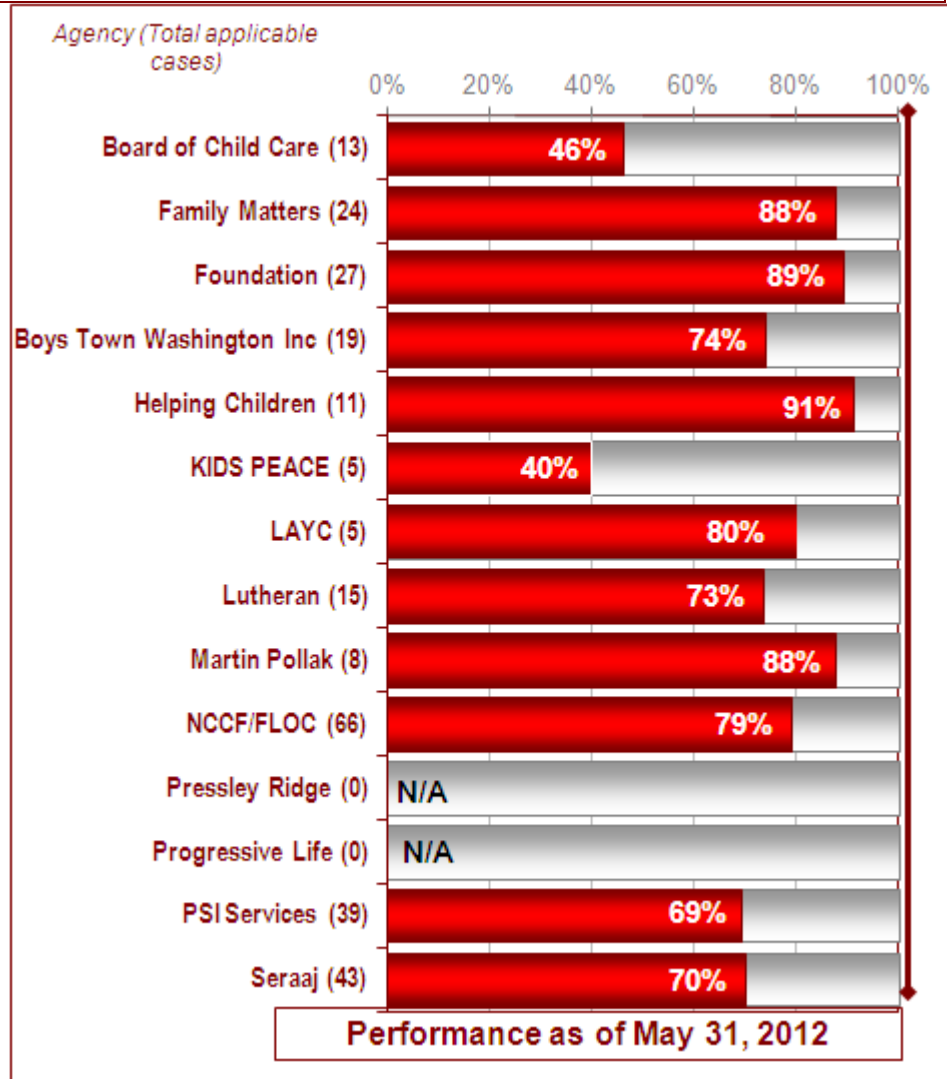
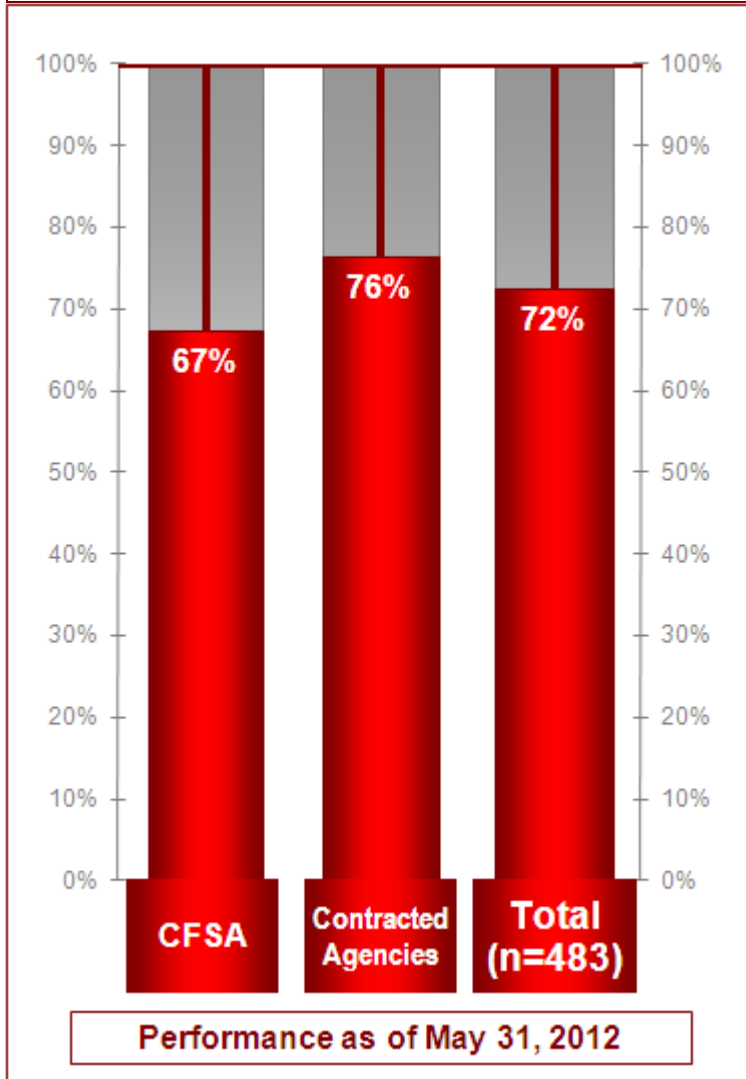


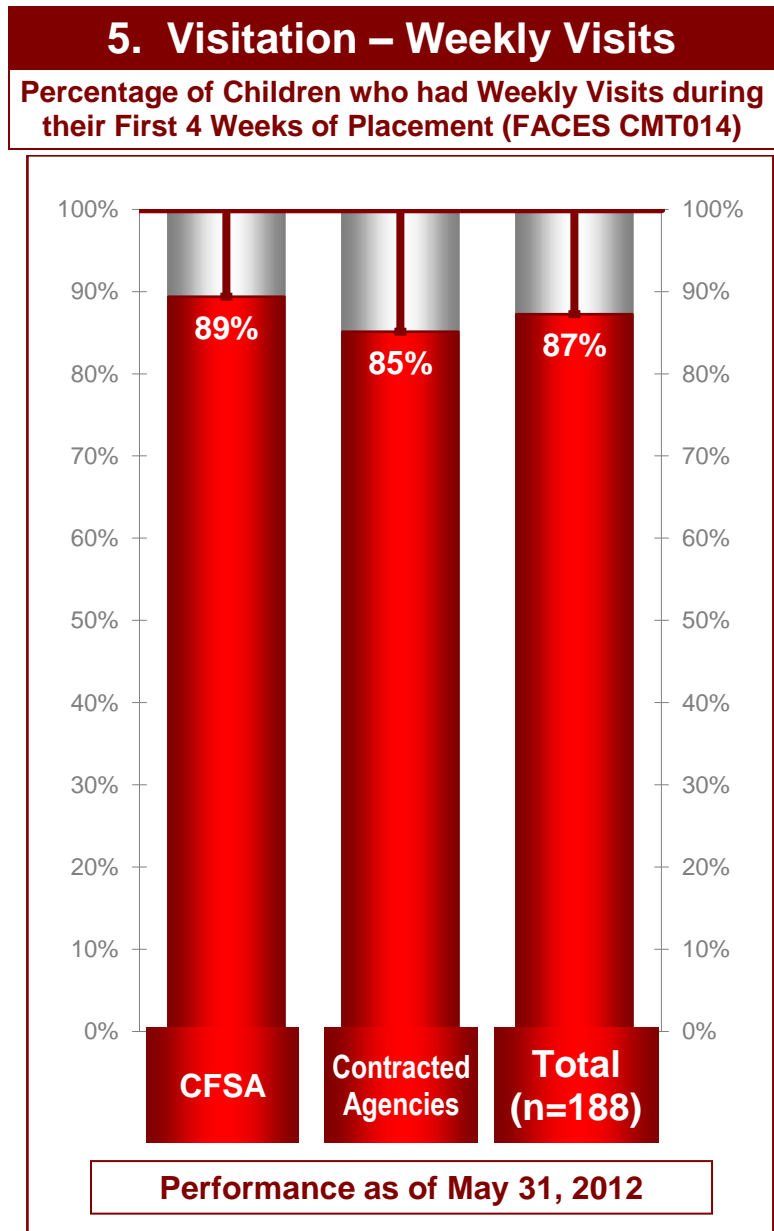




4. Visitation – Parent-Child for Reunification

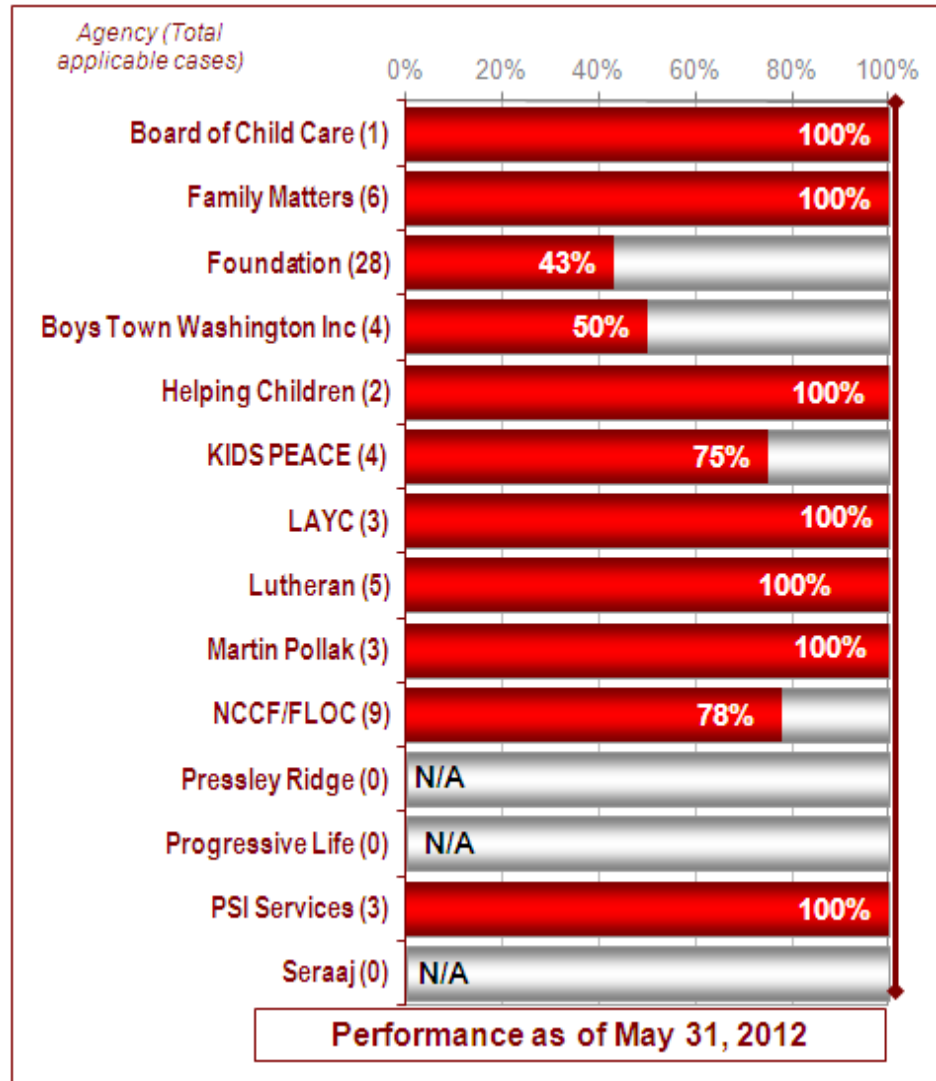
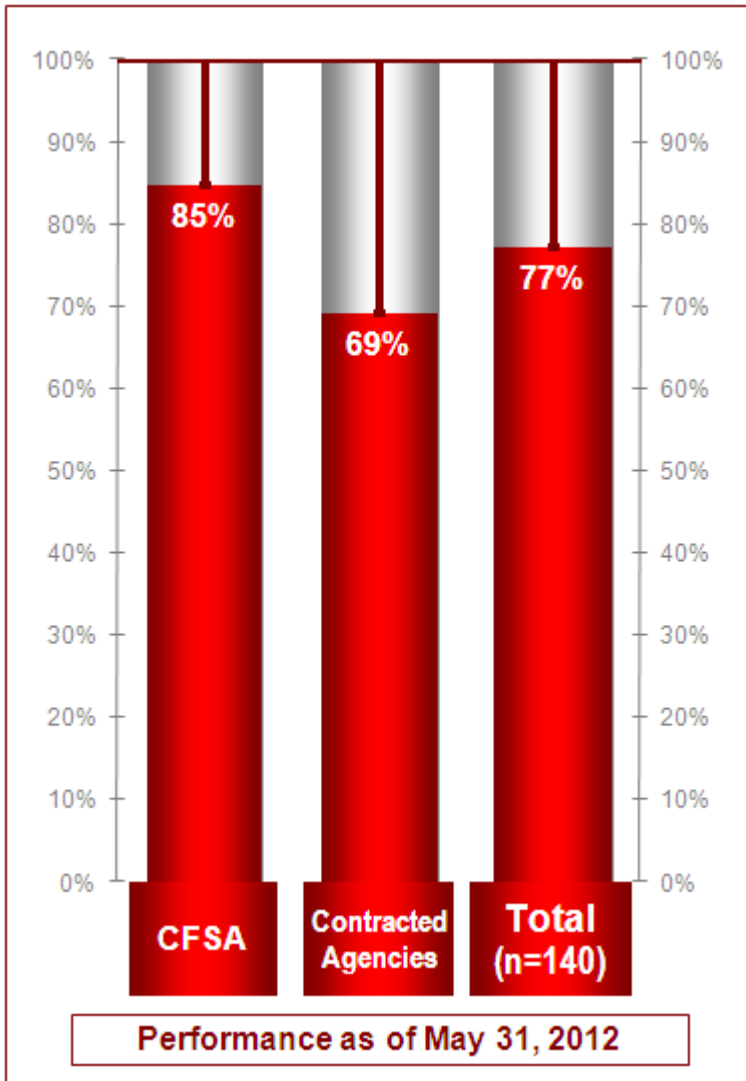
Percentage of Children with Goal of Reunification who had Weekly Visits with their Parents (FACES CMT012)

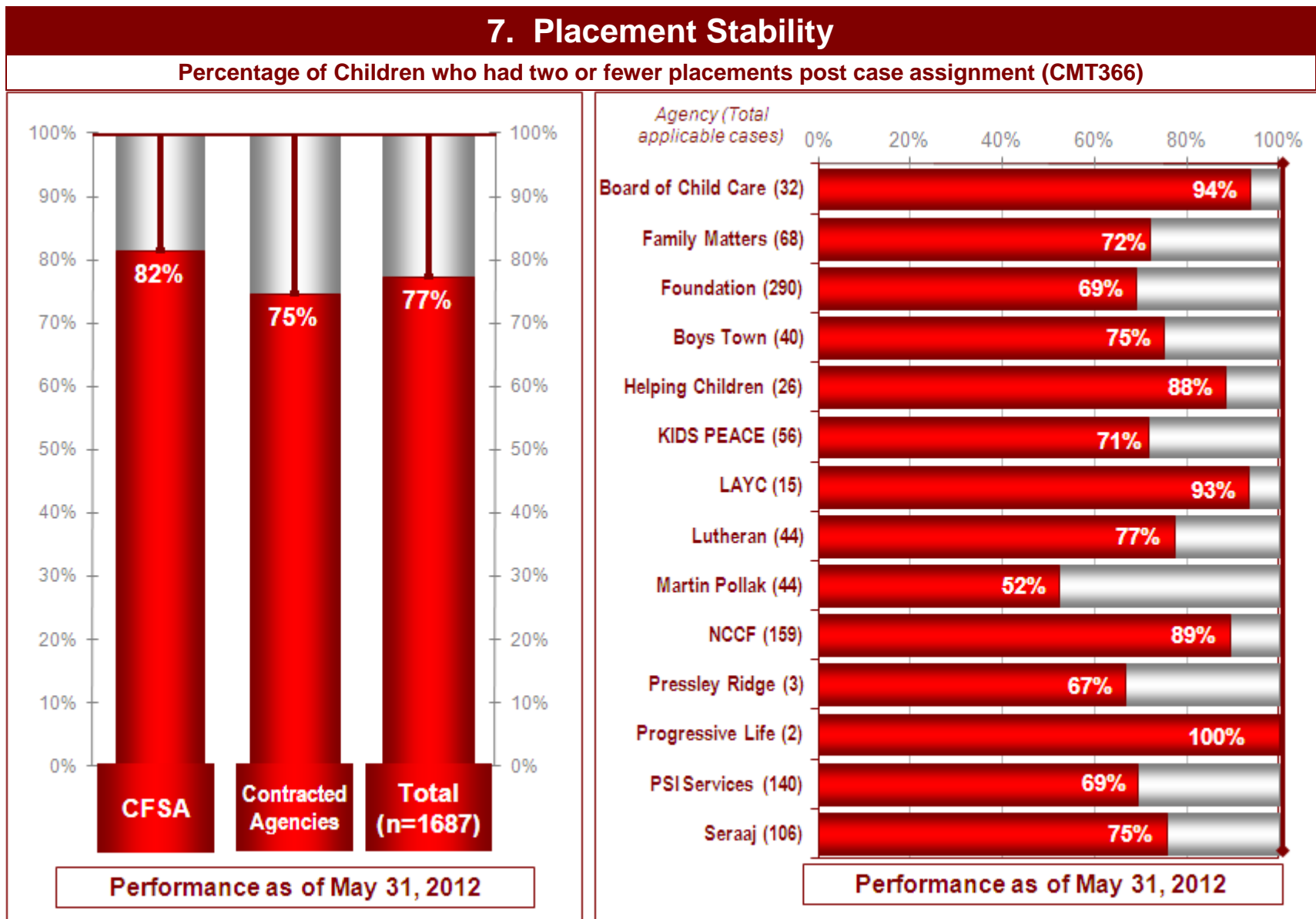




6 Health Screenings

Percentage of Children who had a pre-placement health screening (FACES HTH004)





■ Scorecard Outcomes and Benchmarks in the Amended Implementation Plan

| No | Scorecard Measure | Outcomes and Benchmark in the Amended Implementation Plan |
|----|--|--|
| 1 | Visitation – In-Home | <p><u>Section I– 4. Visitation to Families with In-Home Services</u> A CFSA worker or a qualified worker from a service provider authorized by CFSA shall make twice-monthly visits to families in which there has been substantiated abuse or neglect, with a determination that each child can be maintained safely in the home with services. At least one visit per month shall be in the home, but the second can be at the child’s school, day care or elsewhere. Workers are responsible for assessing the safety of each child at every visit and each child must be separately interviewed at least monthly outside of the presence of the caretaker.</p> |
| 2 | Visitation – Foster Care | <p><u>Section I– 5. Visitation to Children in Out-of-Home Care</u> CFSA or contract social workers with case management responsibility shall make twice-monthly visits to each child in out-of-home care (foster family homes, group homes, congregate care, independent living programs, etc.). At least one visit per month shall be in the home, but the second can be at the child’s school, day care or elsewhere. Workers are responsible for assessing the safety of each child at every visit and each child must be separately interviewed at least monthly outside of the presence of the caretaker.</p> |
| 3 | Visitation – Siblings | <p><u>Section I– 20. Sibling Placement and Visits</u> Children in out-of-home placement should be placed with some or all of their siblings. Children placed apart from their siblings should have at least twice monthly visitation with some or all of their siblings.</p> |
| 4 | Visitation – Parent-Child for Reunification | <p><u>Section I– 11. Visits Between Parents and Children</u> There shall be weekly visits between parents and children with a goal of reunification unless clinically inappropriate and approved by the Family Court. In cases in which visitation does not occur, the Agency shall demonstrate and there shall be documentation in the case record that visitation was not in the child’s best interest, is clinically inappropriate or did not occur despite efforts by the Agency to facilitate it.</p> |
| 5 | Visitation – First Four Weeks of Placement | <p><u>Section I–6. Visitation for Children Experiencing a New Placement or a Placement Change</u> CFSA or contract agency social workers with case responsibility shall make weekly visits during the first four weeks of placement and twice monthly visits thereafter to each child newly placed in out-of-home care (foster family homes, group homes, congregate care, independent living programs, etc.) or moved to a new placement. Workers are responsible for assessing the safety of each child at every visit and each child must be separately interviewed at least monthly outside of the presence of the caretaker.</p> |

| | | |
|---|----------------------------|---|
| 6 | Health Screenings | <p><u>Section I-22. Health and Dental Care:</u></p> <ul style="list-style-type: none"> - Children in foster care shall have a health screening prior to an initial placement or re-entry into care. - Children in foster care who experience a placement change shall have a replacement health screening. |
| 7 | Placement Stability | <p><u>Section I-13. Reduction of Multiple Placements for Children in Care:</u></p> <p>Children served in foster care during the previous 12 months who were in care for at least 12 months, shall have had two or fewer placements in that 12 month period.</p> |