



# **NOVEMBER 2009 PERFORMANCE SCORECARD (FINAL)**

## **- CONTRACTED CHILD PLACEMENT AGENCIES -**

### **Table of Contents**

■ <b>Contracted Foster Home Capacities of Child Placement Agencies (FY2009)</b> .....	<b>2</b>
■ <b>Reconciled Measures</b> .....	<b>3</b>
1. <b>Family Case Plans</b> .....	<b>5</b>
2. <b>Child Case Plans</b> .....	<b>6</b>
3. <b>Visitation – In Home</b> .....	<b>7</b>
4. <b>Visitation – Foster Care</b> .....	<b>8</b>
5. <b>Visitation – Siblings</b> .....	<b>9</b>
6. <b>Visitation – Parent-Child for Reunification</b> .....	<b>10</b>
7. <b>Visitation – First Four Weeks</b> .....	<b>11</b>
8. <b>Licensed Foster Homes</b> .....	<b>12</b>
■ <b>Scorecard Outcomes and Benchmarks in the Amended Implementation Plan</b> .....	<b>13</b>

**Notes**

- 1) *In February 2007, US District Judge Thomas F. Hogan approved an Amended Implementation Plan (AIP), which replaces the LaShawn Implementation Plan established by the Federal Court Order in 2003. Expected outcomes and benchmarks in the scorecard were initially derived from the original LaShawn Implementation Plan. CFSA is in the process of refining measures for the scorecard to reflect modified AIP requirements, which are specified on the last two pages of this scorecard. The original Implementation Plan and the entire AIP are available on the CFSA web site.*
- 2) *Data presented in this scorecard was extracted from reports in FACES, CFSA’s client information management system. FACES produces monthly reports to monitor performance data on the 15th of the month following the month of the report. The FACES report number for each outcome is indicated in that respective outcome chart.*
- 3) *For additional information, please contact Bev-Freda Jackson, Supervisory Data Analyst at (202) 724-7320 or bev-freda.jackson@dc.gov.*

Contracted Foster Home Capacities of Child Placement Agencies (FY2009)

Child Placement Agency <sup>1)</sup>	Contracted Placement Capacity (Number of Contracted Slots)		
	Traditional	Specialized	Total
Board of Child Care	60		60
Boys Town Washington Inc	8	25	33
Catholic Charities	50		50
Children's Choice	20	35	55
Family and Child Services	90	20	110
Foundation for Home & Community	85	218	303
Helping Children Grow <sup>2)</sup>		32	32
KidsPeace	9	24	33
Latin American Youth Center	20		20
Lutheran Social Services <sup>3)</sup>	113		113
Martin Pollak Project		63	63
National Center for Children & Families	43	60	103
Pressley Ridge		35	35
Progressive Life Center		65	65
PSI Family Services	45	110	155
Seraaj Family Homes		36	36

**Notes**

- 1) This table does not include placement agencies that do not have case management (CM) responsibility.
- 2) Thirty-two (32) placement slots of the 'Helping Children Grow' include 14 slots under the 'medically fragile/complex' placement contract in addition to 18 slots under the 'specialized' placement contract.
- 3) Of the 113 placement slots of the 'Lutheran Social Service', only 68 slots are contracted capacities and the remaining 45 slots are for those youth who are referred by the District of Columbia Refugee Unaccompanied Minors Program (RUMP).

## Reconciled Measures

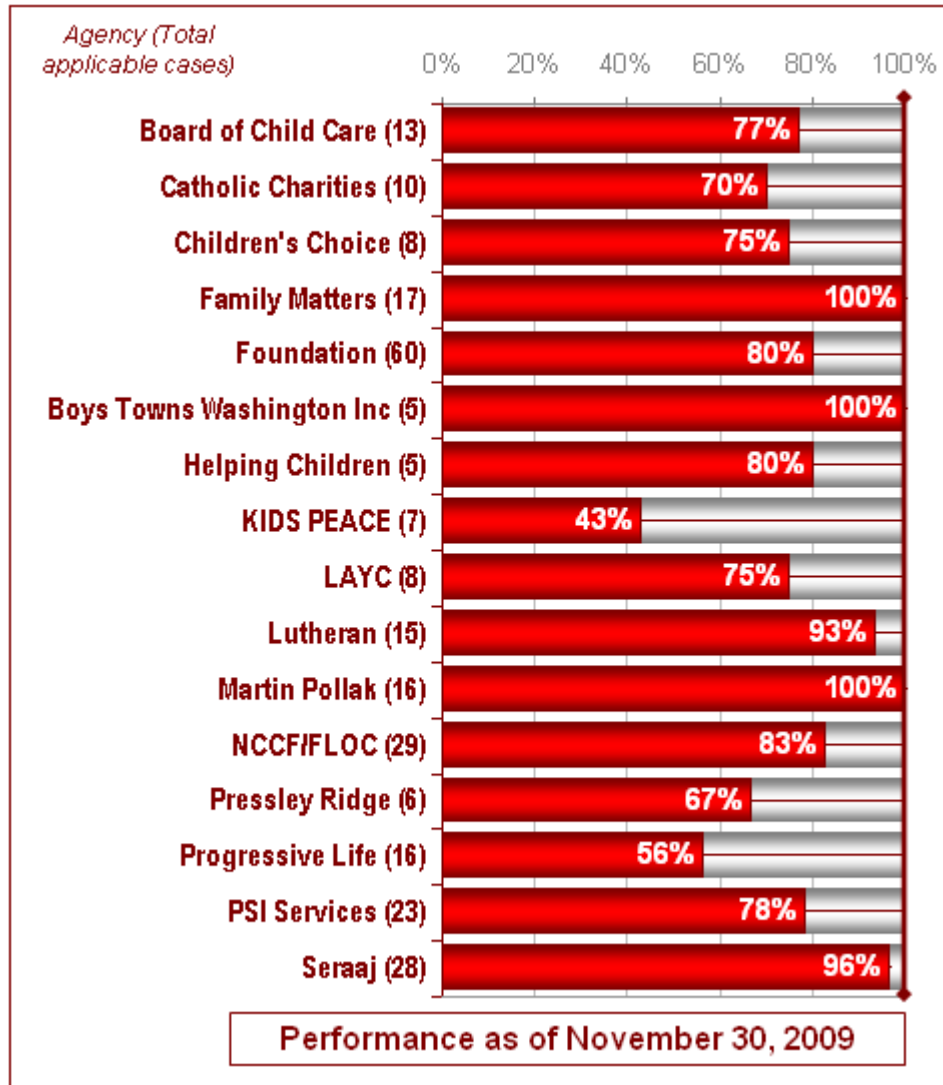
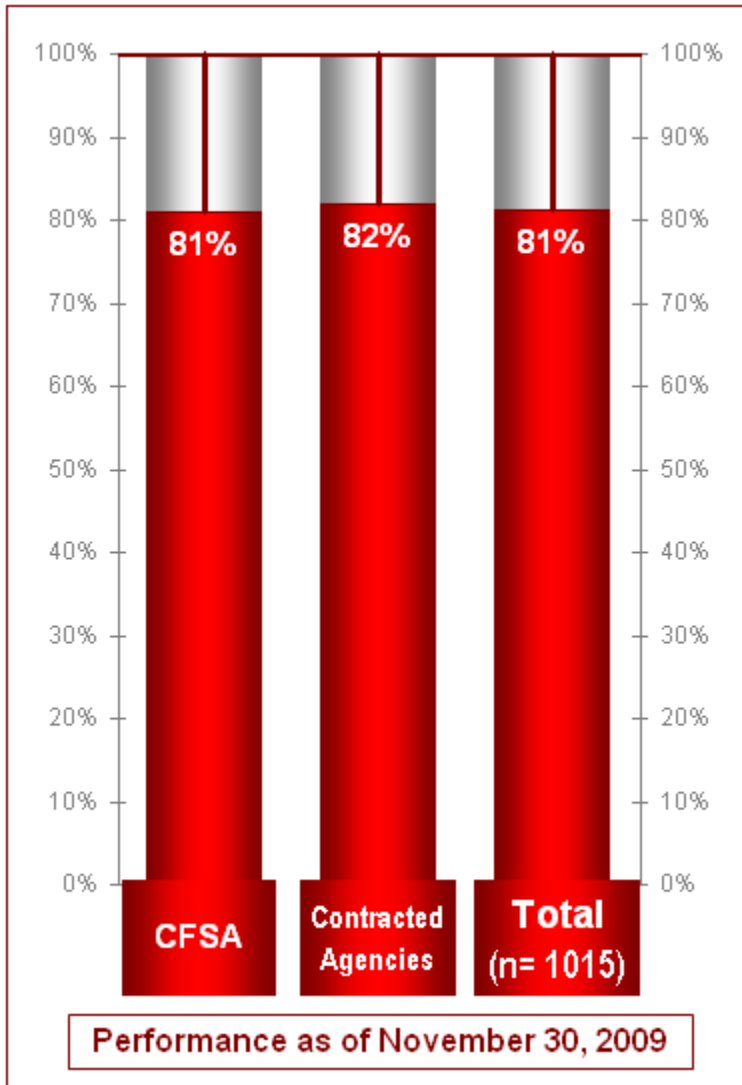
*Data presented in the scorecard is extracted from FACES reports generated on the 15th of the month following the month of the report. In some cases, a technical glitch or complication in FACES may have hindered workers from updating information timely and/or accurately, affecting performance data reported in FACES. The table below presents adjusted performance data in those areas for the current month*

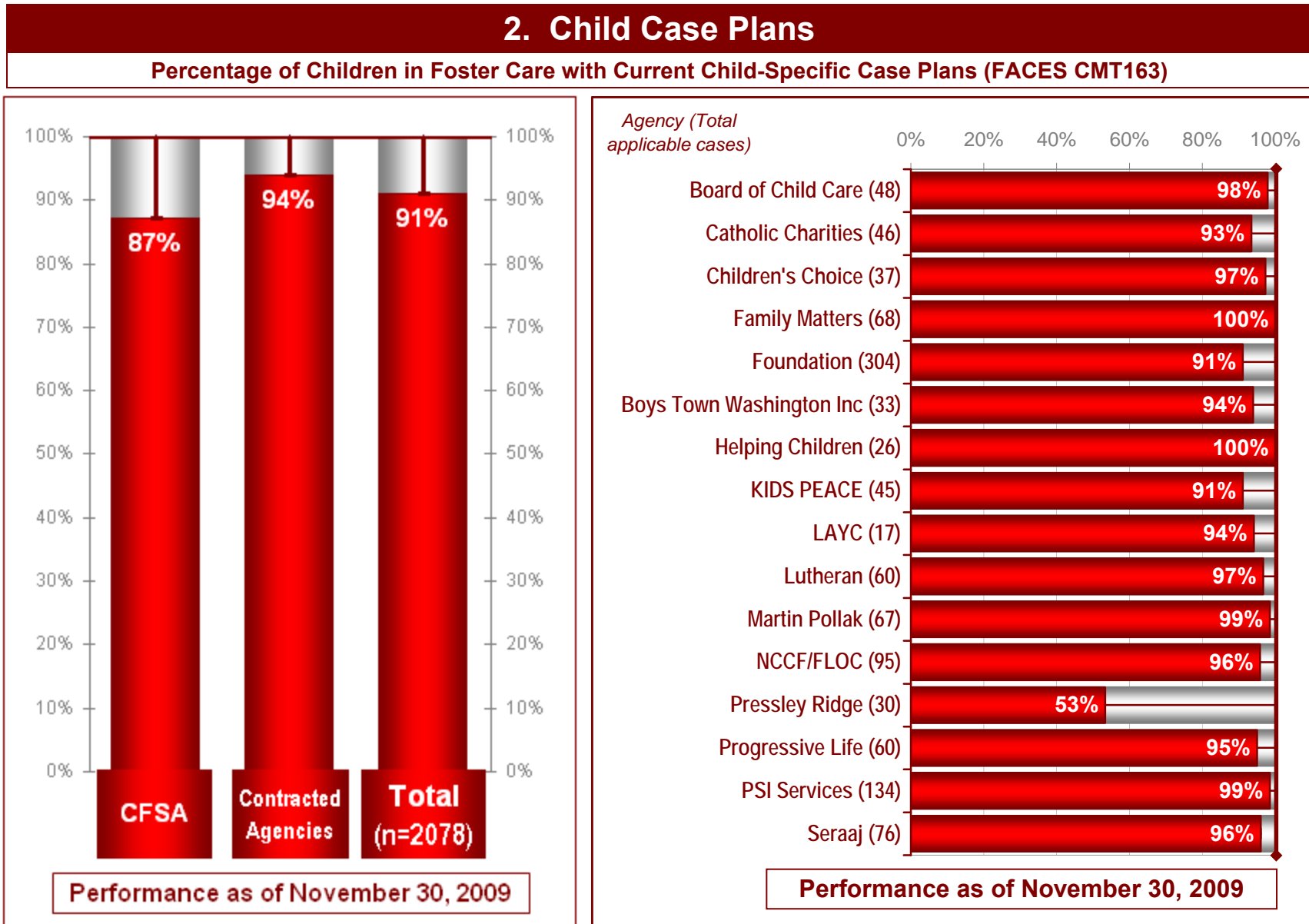
Agency	Performance Measure	FACES Report	Adjusted Score		
			Total Applicable	Cases in Compliance	Percent
<b>Board of Child Care</b>					
<b>Boys Town</b>	Foster Care Visitation	CMT165	29	26	89.7%
	Siblings Visitation	CMT219	9	8	88.9%
<b>Catholic Charities</b>					
<b>Children's Choice</b>	Family Case Plans	CMT164	7	6	85.7%
	In-Home Visitation	CMT166	4	1	25.0%
	Foster Care Visitation	CMT165	34	33	97.1%
	Siblings Visitation	CMT219	4	4	100.0%
<b>Family Matters</b>					
<b>Foundation</b>					
<b>Helping Children Grow</b>	Family Case Plans	CMT164	4	4	100.0%
	In-Home Visitation	CMT166	8	8	100.0%
<b>KIDS Peace</b>	Family Case Plans	CMT164	6	3	50.0%
	In-Home Visitation	CMT166	N/A	N/A	N/A
	Siblings Visitation	CMT219	12	10	83.3%
<b>LAYC</b>					
<b>Lutheran Social Services</b>					

<b>Martin Pollak</b>	Child Case Plans	CMT163	66	66	100.0%
	In-Home Visitation	CMT166	19	16	84.2%
	Foster Care Visitation	CMT165	59	59	100.0%
	Siblings Visitation	CMT219	14	13	92.9%
<b>NCCF</b>	Family Case Plans	CMT164	27	24	88.9%
	In-Home Visitation	CMT166	16	14	87.5%
	Siblings Visitation	CMT219	16	16	100.0%
	Parent-Child Visitation	CMT012	23	15	65.2%
<b>Pressley</b>	Licensed Foster Homes	PRD133	19	15	78.9%
<b>Progressive</b>	Family Case Plans	CMT164	14	9	64.3%
	Child Case Plans	CMT163	59	57	96.6%
	Foster Care Visitation	CMT165	53	51	96.2%
	Siblings Visitation	CMT219	14	14	100.0%
<b>PSI</b>	Child Case Plans	CMT163	133	132	99.2%
<b>Seraaj</b>					

# 1. Family Case Plans

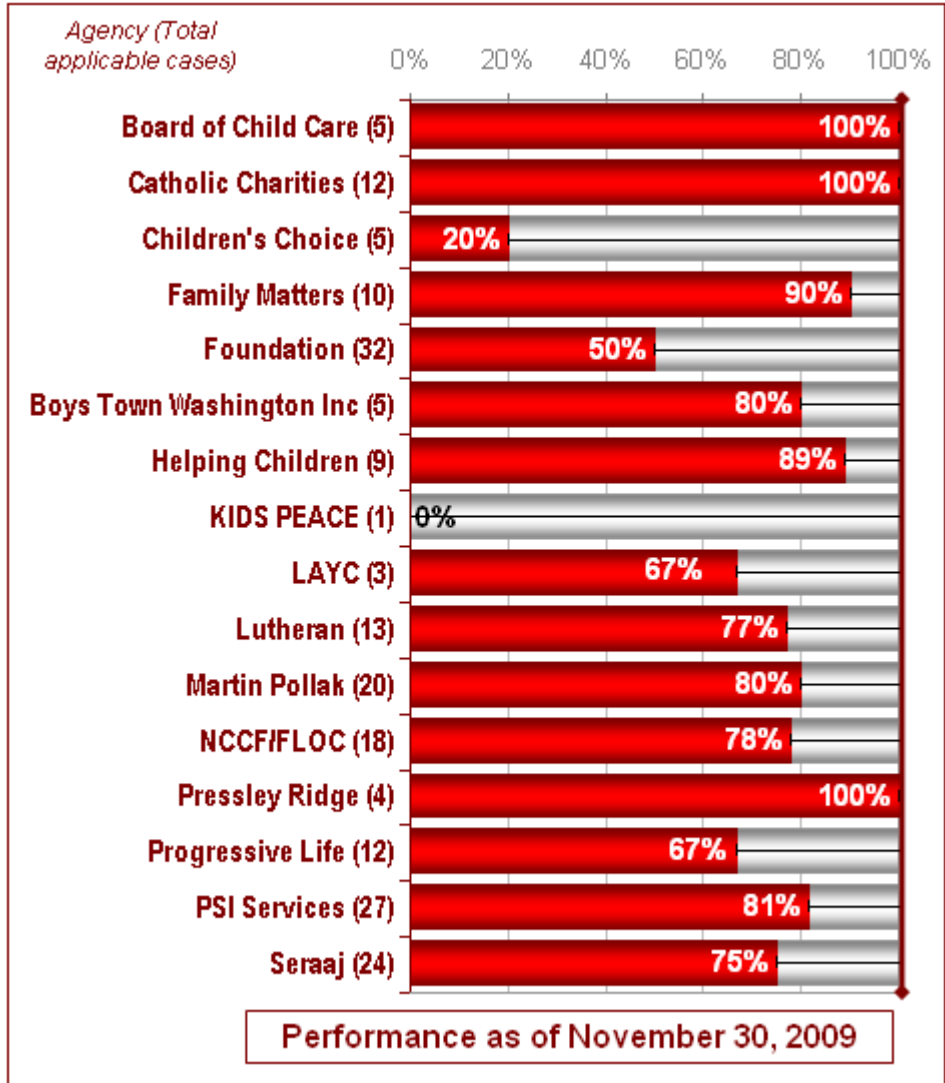
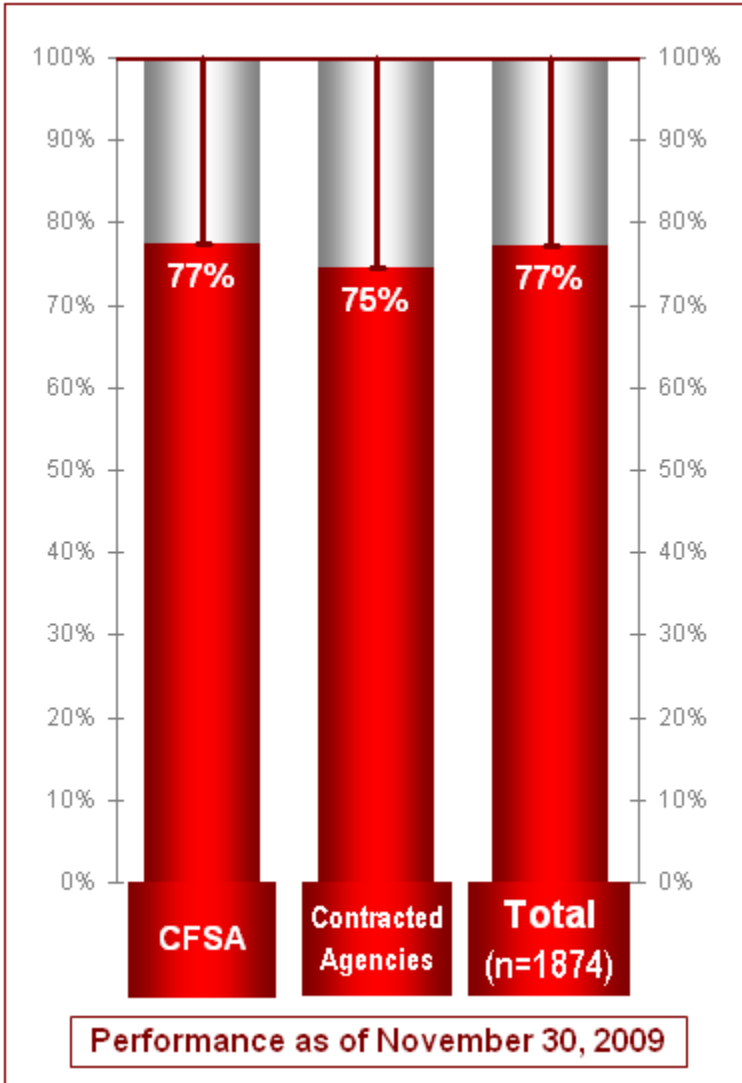
**Percentage of Families with Current Family Case Plans (FACES CMT164)**





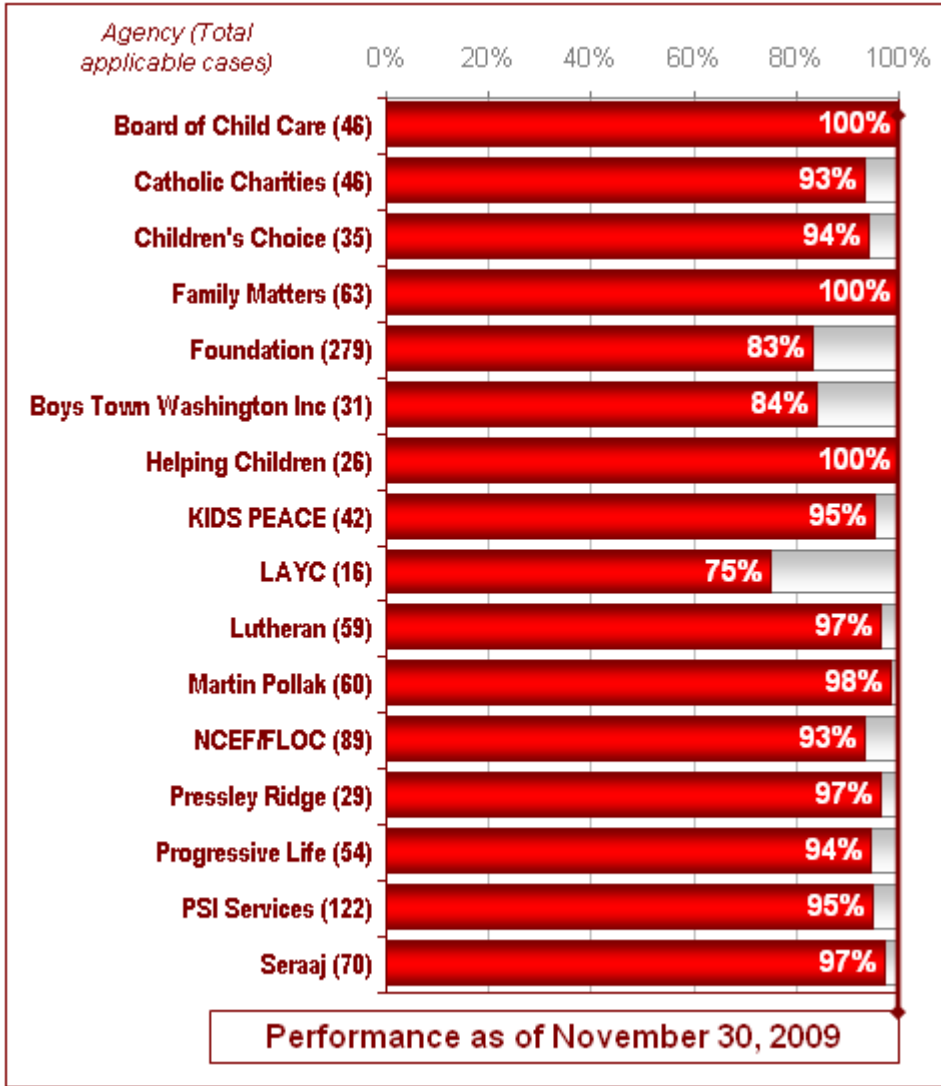
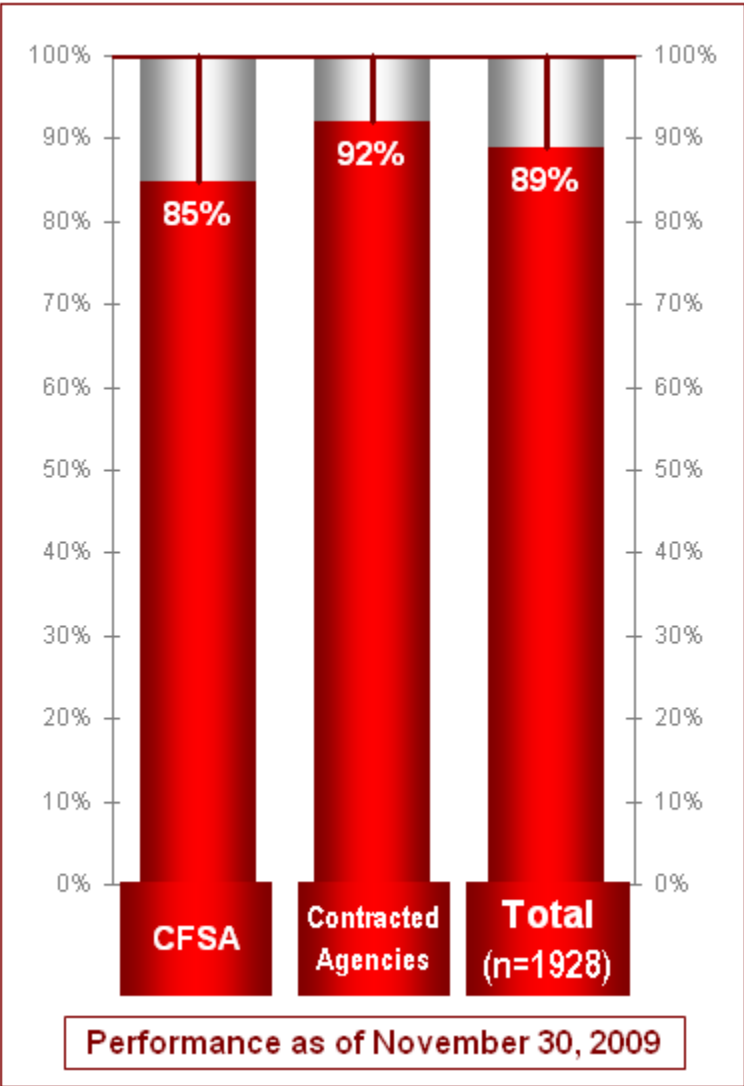
### 3. Visitation – In Home

**Percentage of Children Remaining at Home who had at least 2 Monthly Visits by Social Worker (FACES CMT166)**



## 4. Visitation – Foster Care

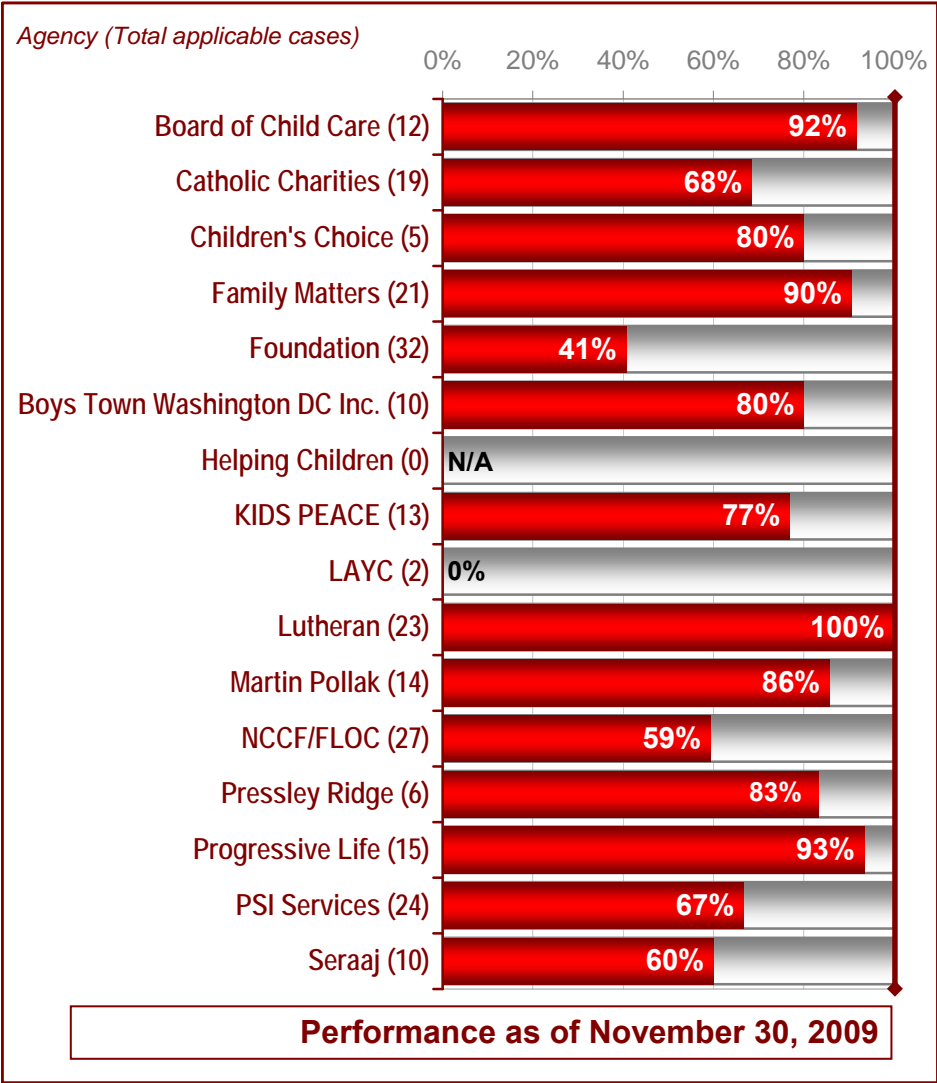
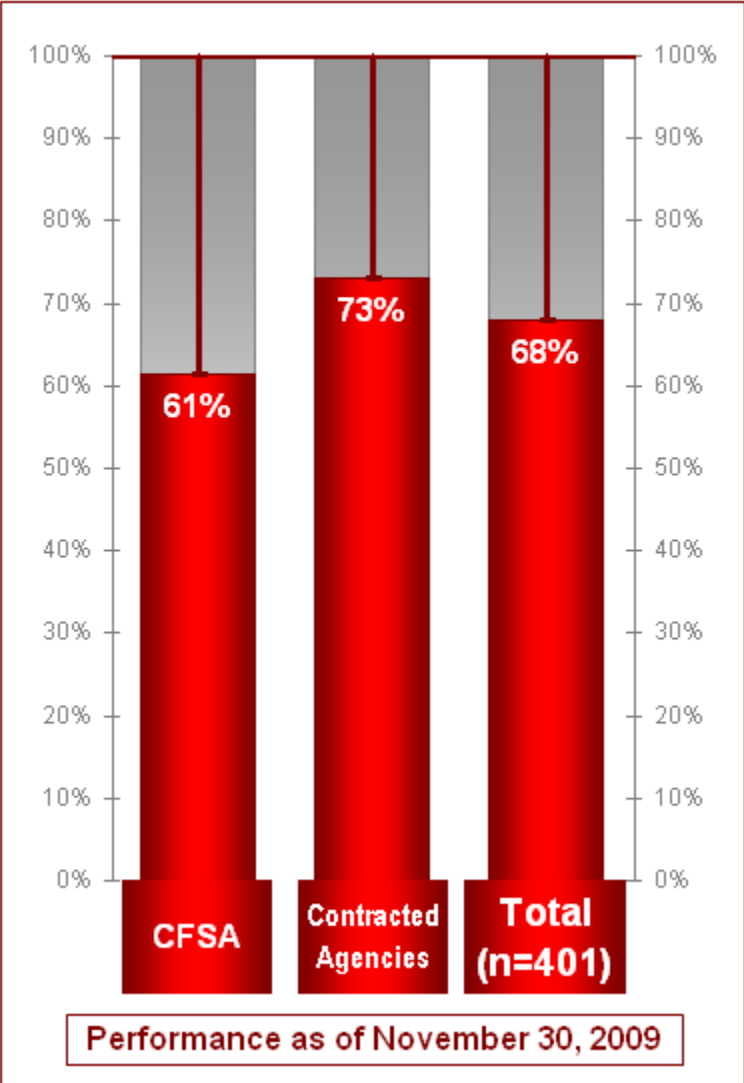
**Percentage of Children in Foster Care who had at least 2 Visits by Social Worker (FACES CMT165)**





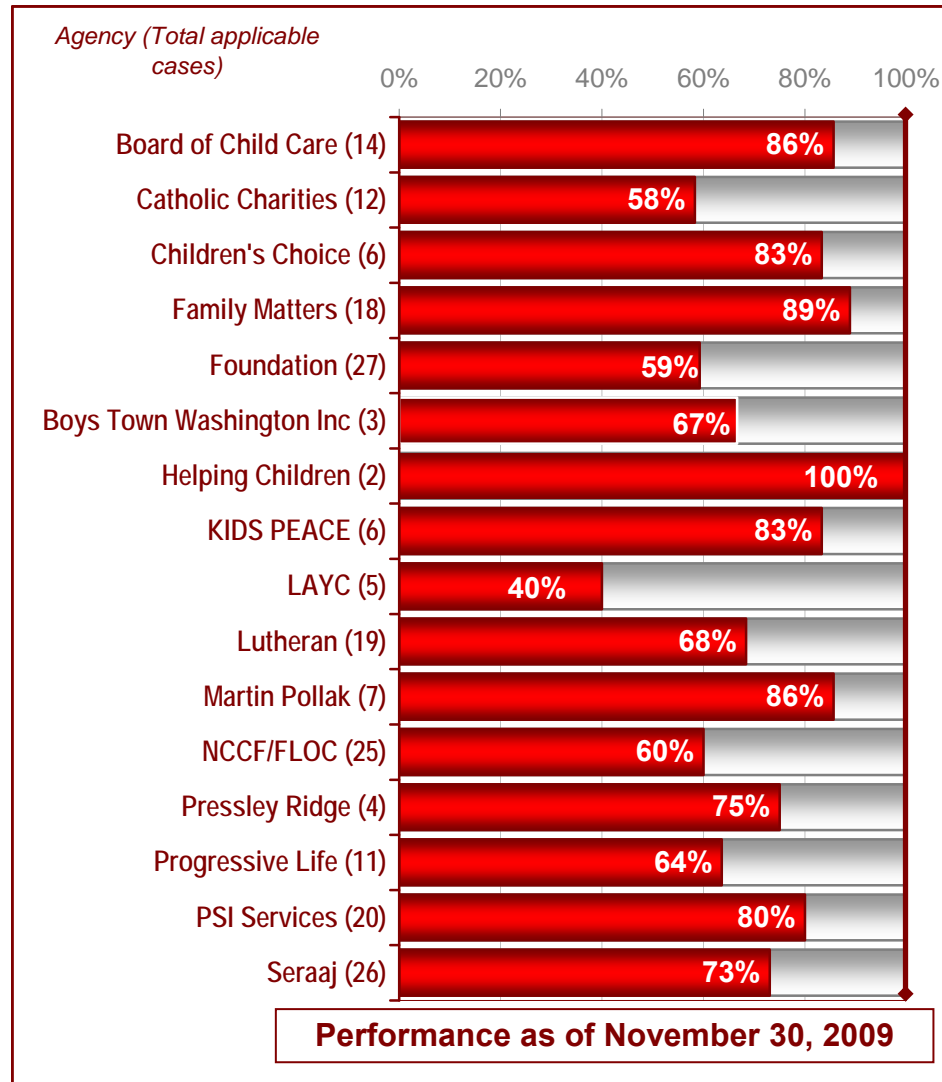
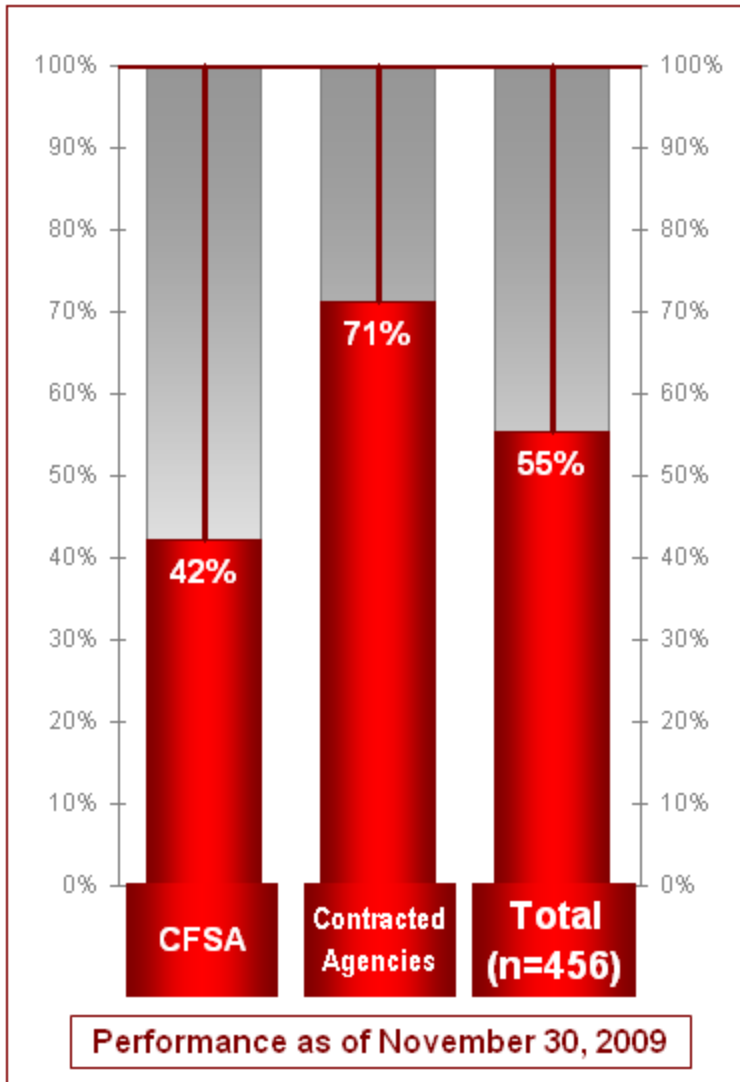
## 5. Visitation – Siblings

**Percentage of Children who had at least Two Visits with Some or All of Their Siblings (FACES CMT219)**



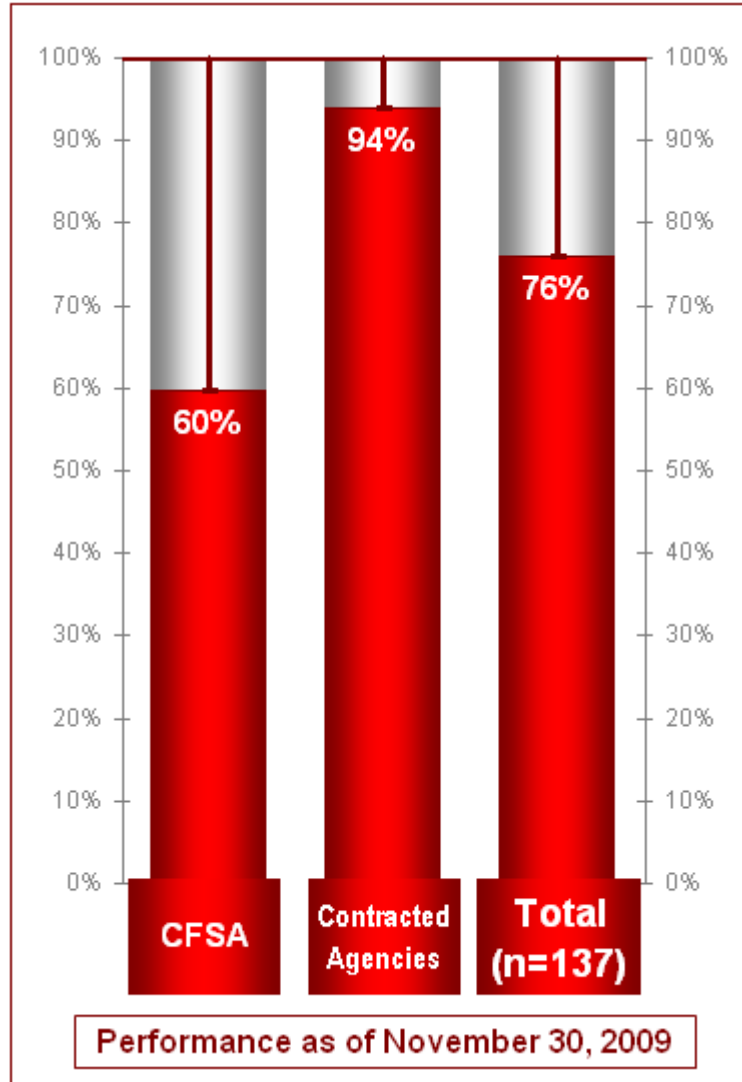
## 6. Visitation – Parent-Child for Reunification

Percentage of Children with Goal of Reunification who had Weekly Visits with their Parents (FACES CMT012)



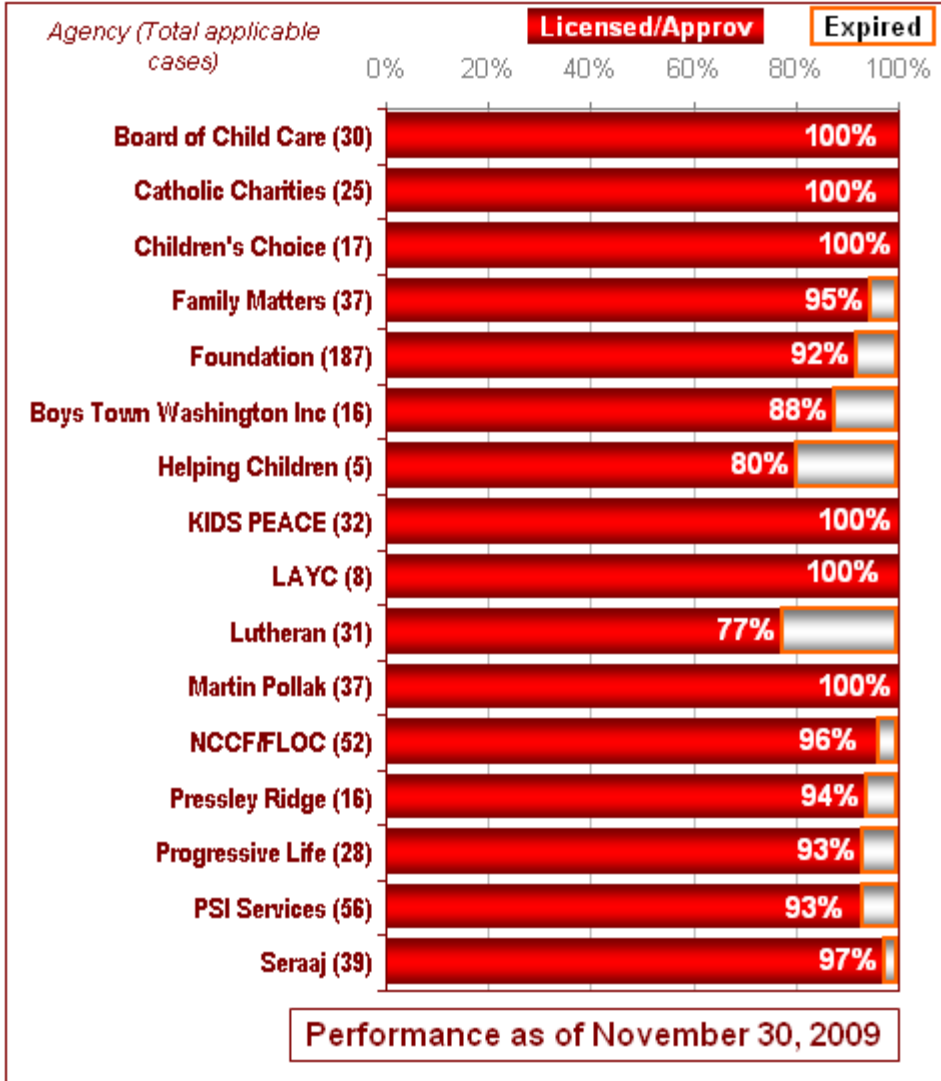
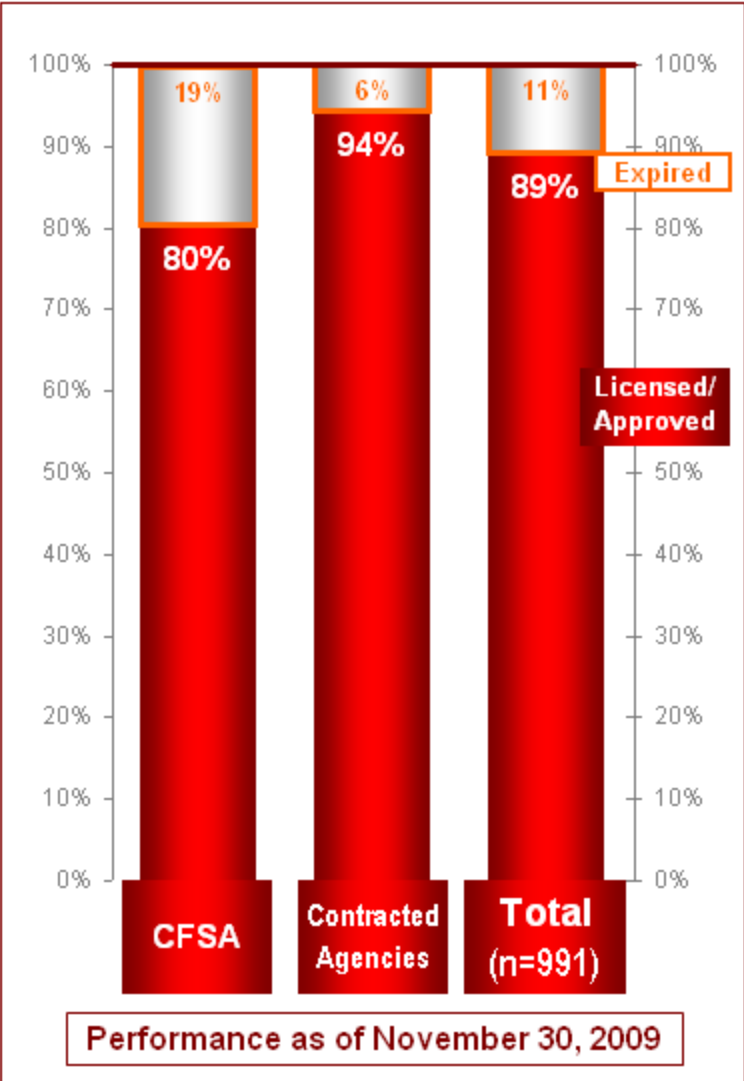
### 7. Visitation – First Four Weeks

Percentage of Children who had Weekly Visits during their First 4 Weeks of Placement (FACES CMT014)



## 8. Licensed Foster Homes

**Percentage of Licensed Foster Homes with CFSA Children Placed (FACES PRD133)**



**Scorecard Outcomes and Benchmarks in the Amended Implementation Plan**

No	Scorecard Measure	Outcomes and Benchmark in the Amended Implementation Plan
1	Case Plans – In-Home	<p><b><u>Section I– 17. Case Planning Process</u></b>                      Case plans shall be developed within 30 days of the child entering care and shall be reviewed and modified as necessary at least every six months thereafter, and shall show evidence of appropriate supervisory review of case plan progress.</p>
2	Case Plans – Foster Care	
3	Visitation – In-Home	<p><b><u>Section I– 4. Visitation to Families with In-Home Services</u></b>                      A CFSA worker or a qualified worker from a service provider authorized by CFSA shall make twice-monthly visits to families in which there has been substantiated abuse or neglect, with a determination that each child can be maintained safely in the home with services. At least one visit per month shall be in the home, but the second can be at the child’s school, day care or elsewhere. Workers are responsible for assessing the safety of each child at every visit and each child must be separately interviewed at least monthly outside of the presence of the caretaker.</p>
4	Visitation – Foster Care	<p><b><u>Section I– 5. Visitation to Children in Out-of-Home Care</u></b>                      CFSA or contract social workers with case management responsibility shall make twice-monthly visits to each child in out-of-home care (foster family homes, group homes, congregate care, independent living programs, etc.). At least one visit per month shall be in the home, but the second can be at the child’s school, day care or elsewhere. Workers are responsible for assessing the safety of each child at every visit and each child must be separately interviewed at least monthly outside of the presence of the caretaker.</p>
5	Visitation – Siblings	<p><b><u>Section I– 20. Sibling Placement and Visits</u></b>                      Children in out-of-home placement should be placed with some or all of their siblings. Children placed apart from their siblings should have at least twice monthly visitation with some or all of their siblings.</p>
6	Visitation – Parent-Child for Reunification	<p><b><u>Section I– 11. Visits Between Parents and Children</u></b>                      There shall be weekly visits between parents and children with a goal of reunification unless clinically inappropriate and approved by the Family Court. In cases in which visitation does not occur, the Agency shall demonstrate and there shall be documentation in the case record that visitation was not in the child’s best interest, is clinically inappropriate or did not occur despite efforts by the Agency to facilitate it.</p>

7	Visitation – First Four Weeks of Placement	<p><b><u>Section I-6. Visitation for Children Experiencing a New Placement or a Placement Change</u></b></p> <p>CFSA or contract agency social workers with case responsibility shall make weekly visits during the first four weeks of placement and twice monthly visits thereafter to each child newly placed in out-of-home care (foster family homes, group homes, congregate care, independent living programs, etc.) or moved to a new placement. Workers are responsible for assessing the safety of each child at every visit and each child must be separately interviewed at least monthly outside of the presence of the caretaker.</p>
8	Licensed Foster Homes	<p><b><u>Section I-18. Placement Licensing</u></b></p> <p>Children shall be placed in foster homes and other placements that meet licensing and other MFO placement standards and have a current and valid license.</p>